



US 20090009067A1

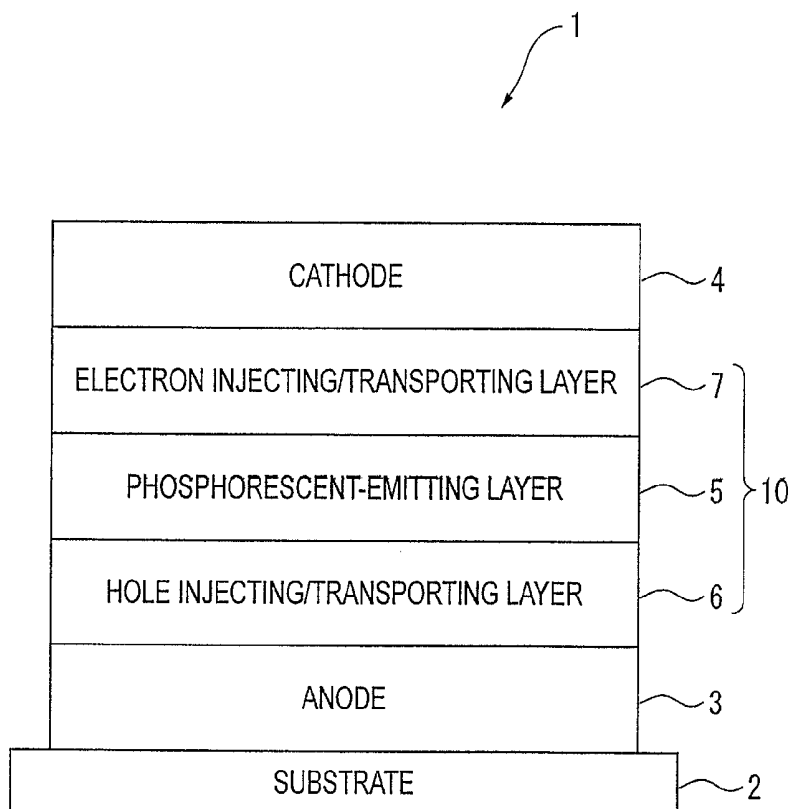
(19) **United States**(12) **Patent Application Publication**
NISHIMURA et al.(10) **Pub. No.: US 2009/0009067 A1**(43) **Pub. Date: Jan. 8, 2009**(54) **ORGANIC ELECTROLUMINESCENCE
DEVICE AND MATERIAL FOR ORGANIC
ELECTROLUMINESCENCE DEVICE****Related U.S. Application Data**(63) Continuation-in-part of application No. 12/108,066,
filed on Apr. 23, 2008.(30) **Foreign Application Priority Data**Jul. 7, 2007 (JP) 2007-179109
Jul. 7, 2007 (JP) 2007-179120
Jul. 7, 2007 (JP) 2007-179121**Publication Classification**(51) **Int. Cl.**
H01L 51/52 (2006.01)
C09K 11/06 (2006.01)
(52) **U.S. Cl.** **313/504; 252/301.16**
(57) **ABSTRACT**

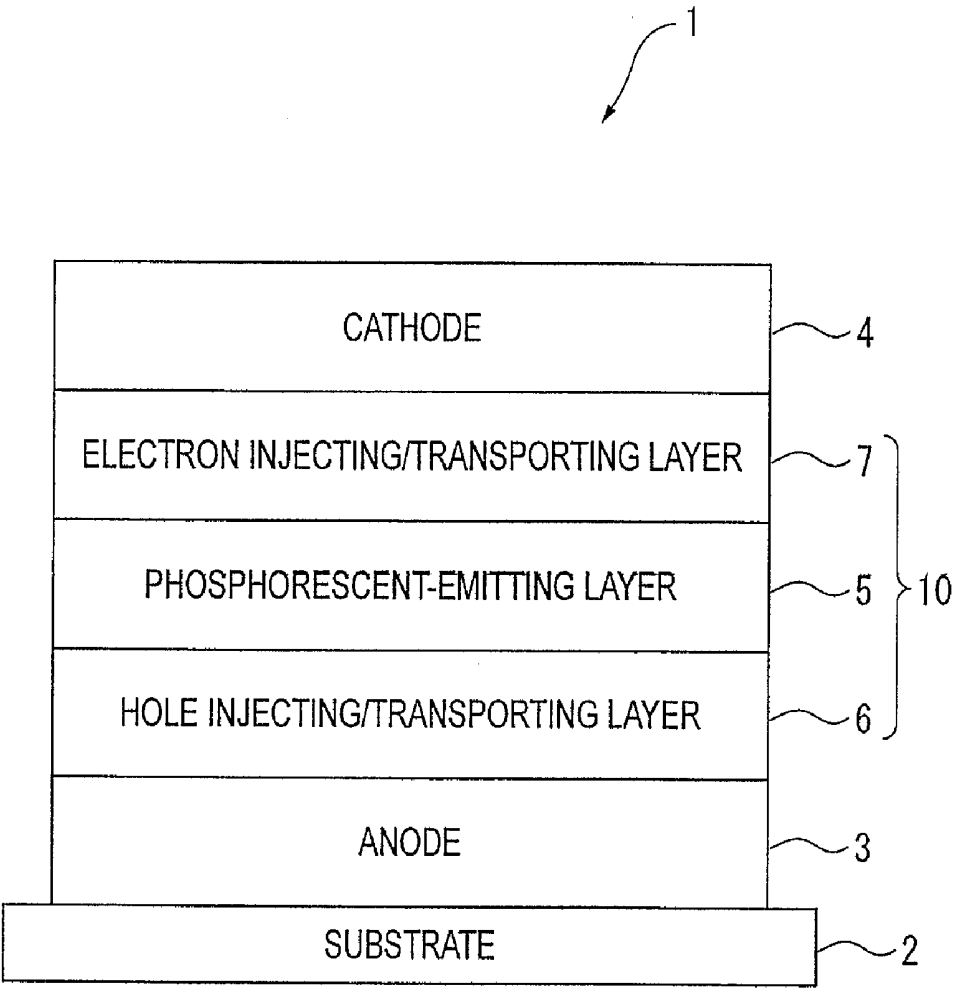
An organic electroluminescence device includes: a cathode; an anode; and a single-layered or multilayered organic thin-film layer provided between the cathode and the anode. In the organic electroluminescence device, the organic thin-film layer includes at least one emitting layer, and the at least one emitting layer contains: at least one phosphorescent material; and a host material represented by the following formula (1).



In the formula, Ar^1 , Ar^2 , Ra and Rb each represent a substituted or unsubstituted benzene ring or a substituted or unsubstituted condensed aromatic hydrocarbon group selected from a group consisting of a naphthalene ring, a chrysene ring, a fluoranthene ring, a triphenylene ring, a phenanthrene ring, a benzophenanthrene ring, a dibenzophenanthrene ring, a benzotriphenylene ring, a benzochrysene ring, a picene ring and a benzo[b]fluoranthene ring.

Correspondence Address:

**OBLON, SPIVAK, MCCLELLAND MAIER &
NEUSTADT, P.C.**
1940 DUKE STREET
ALEXANDRIA, VA 22314 (US)(73) Assignee: **Idemitsu Kosan Co., Ltd.,**
Chiyoda-ku (JP)(21) Appl. No.: **12/122,316**(22) Filed: **May 16, 2008**



**ORGANIC ELECTROLUMINESCENCE
DEVICE AND MATERIAL FOR ORGANIC
ELECTROLUMINESCENCE DEVICE**

BACKGROUND OF THE INVENTION

[0001] 1. Field of the Invention

[0002] The present invention relates to an organic electroluminescence device (hereinafter abbreviated as organic EL device) and a material for organic electroluminescence device. In particular, the present invention relates to an organic electroluminescence device including a red emitting layer and a material used for the organic electroluminescence device.

[0003] 2. Description of Related Art

[0004] An organic EL device, which includes an organic thin-film layer (in which an emitting layer is included) between an anode and a cathode, has been known to emit light using exciton energy generated by a recombination of holes and electrons that have been injected into the emitting layer.

[0005] Such an organic EL device, which has the advantages as a self-emitting device, is expected to serve as an emitting device excellent in luminous efficiency, image quality, power consumption and thin design.

[0006] An example of a further improvement made in an organic EL device is an improvement in luminous efficiency.

[0007] In this respect, in order to enhance internal quantum efficiency, developments have been made on an emitting material (phosphorescent material) that emits light using triplet excitons. In recent years, there has been a report on a phosphorescent organic EL device.

[0008] Since the internal quantum efficiency can be enhanced up to 75% or more (up to approximately 100% in theory) by forming the emitting layer (phosphorescent-emitting layer) from such a phosphorescent material, an organic EL device having high efficiency and consuming less power can be obtained.

[0009] In forming the emitting layer, a doping method, according to which an emitting material (dopant) is doped to a host material, has been known as a usable method.

[0010] The emitting layer formed by the doping method can efficiently generate excitons from electric charges injected into the host material. With the exciton energy generated by the excitons being transferred to the dopant, the dopant can emit light with high efficiency.

[0011] In order to intermolecularly transfer the energy from the host material to the phosphorescent dopant, excited triplet energy E_{gT} of the host material is required to be larger than excited triplet energy E_{gD} of the phosphorescent dopant.

[0012] A known representative example of a material having effectively-large excited triplet energy has been CBP (4,4'-bis(N-carbazolyl)biphenyl). See, for instance, Document 1: US2002/182441.

[0013] By using CBP disclosed in Document 1 as the host material, energy can be transferred to a phosphorescent dopant for emitting light of a predetermined emitting wavelength (e.g., green, red), by which an organic EL device of high efficiency can be obtained.

[0014] However, although an organic EL device in which CBP is used as the host material exhibits much higher luminous efficiency due to phosphorescent emission, the organic EL device has such a short lifetime as to be practically inapplicable.

[0015] Such a problem is considered to be attributed to considerable degradation of molecules by holes due to not-high oxidation stability that the molecular structure of CBP exhibits.

[0016] Alternatively, Document 2 (WO2005/112519) discloses a technique according to which a condensed-ring derivative containing a nitrogen-containing ring such as carbazole is used as the host material for a red-phosphorescent-emitting layer. Although the technique disclosed in Document 2 contributes to an improvement in the luminous efficiency and lifetime, the improved luminous efficiency and lifetime are not always sufficient for practical application.

[0017] On the other hand, a variety of host materials (fluorescent hosts) for fluorescent dopants are known. Various proposals have been made on a host material capable of, with a combination of a fluorescent dopant, providing a fluorescent-emitting layer excellent in luminous efficiency and lifetime.

[0018] However, although a fluorescent host has larger excited singlet energy $E_g(S)$ than a fluorescent dopant, such a fluorescent host does not necessarily have larger excited triplet energy $E_g(T)$. Accordingly, it is not successful to simply apply the fluorescent host to the host material (phosphorescent material) for a phosphorescent-emitting layer.

[0019] A well-known example of such a fluorescent host is an anthracene derivative.

[0020] However, excited triplet energy $E_g(T)$ of an anthracene derivative is relatively small (approximately 1.9 eV). Thus, energy cannot be reliably transferred to a phosphorescent dopant for emitting light having a wavelength in a visible light range of 520 nm to 720 nm. In addition, excited triplet energy cannot be trapped within the emitting layer.

[0021] Accordingly, an anthracene derivative is not suitable for the phosphorescent host.

[0022] Further, derivatives such as a perylene derivative, a pyrene derivative and a naphthacene derivative are not preferable phosphorescent hosts for the same reason above.

[0023] Alternatively, an exemplary arrangement in which an aromatic hydrocarbon compound is used as the phosphorescent host has been known (Document 3: JP-A-2003-142267). In such an arrangement, a compound in which two aromatic groups are bonded as substituents to a benzene central skeleton in meta positions is used as the phosphorescent host.

[0024] However, since the aromatic hydrocarbon compound disclosed in Document 3 is structured such that molecules extend from the benzene central skeleton in a manner symmetrical relative to the benzene central skeleton, an emitting layer in which the aromatic hydrocarbon compound is used tends to be easily crystallized.

[0025] In addition, Document 4 (WO2007/046658), Document 5 (JP-A-2006-151966), Document 6 (JP-A-2005-8588), Document 7 (JP-A-2005-19219), Document 8 (JP-A-2005-197262) and Document 9 (JP-A-2004-75567) disclose organic EL devices in which various aromatic hydrocarbon compounds are used. However, none of the above documents refers to effectiveness of aromatic hydrocarbon compounds as the phosphorescent hosts.

[0026] As described above, no host material has been known to be capable of efficiently transferring energy to the phosphorescent material while exhibiting such a long lifetime

as to be practically applicable, which has hindered a practical realization of a device in which a phosphorescent material is used.

SUMMARY OF THE INVENTION

[0027] An object of the present invention is to provide a phosphorescent organic EL device having high efficiency and long lifetime and a material for an organic EL device from which a phosphorescent organic EL device having high efficiency and long lifetime can be formed.

[0028] After conducting concentrated studies in order to achieve such an object, the inventors have found that a phosphorescent organic EL device having high efficiency and long lifetime can be provided by using a material containing a host material represented by the following formula (1) or a host material represented by the following formula (3) or (4) as a phosphorescent host, and reached the present invention.

[0029] An organic EL device according to an aspect of the present invention includes: a cathode; an anode; and a single-layered or multilayered organic thin-film layer provided between the cathode and the anode, in which the organic thin-film layer includes at least one emitting layer, and the at least one emitting layer contains: at least one phosphorescent material; and a host material represented by the following formula (1).



[0030] In the formula (1), Ar^1 , Ar^2 , Ra and Rb each represent a substituted or unsubstituted benzene ring or a substituted or unsubstituted condensed aromatic hydrocarbon group selected from a group consisting of a naphthalene ring, a chrysene ring, a fluoranthene ring, a triphenylene ring, a phenanthrene ring, a benzophenanthrene ring, a dibenzophenanthrene ring, a benzotriphenylene ring, a benzochrysene ring, a picene ring and a benzo[b]fluoranthene ring.

[0031] When Ar^1 represents a substituted or unsubstituted benzene ring, Ra and Ar^2 represent substituted or unsubstituted condensed aromatic hydrocarbon groups that are mutually different.

[0032] When Ar^2 represents a substituted or unsubstituted benzene ring, Rb and Ar^1 represent substituted or unsubstituted condensed aromatic hydrocarbon groups that are mutually different.

[0033] Substituents for Ra and Rb are not aryl groups.

[0034] A material for an organic EL device according to another aspect of the present invention contains a host material represented by the following formula (3).



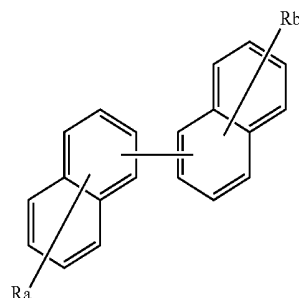
[0035] In the formula (3) above, Ra and Ar^1 each represent a substituted or unsubstituted naphthalene ring.

[0036] Rb represents a substituted or unsubstituted condensed aromatic hydrocarbon group selected from a group consisting of a phenanthrene ring, a triphenylene ring, a benzophenanthrene ring, a dibenzophenanthrene ring, a benzotriphenylene ring, a fluoranthene ring, a benzochrysene ring and a picene ring.

[0037] Ar^2 represents a substituted or unsubstituted condensed aromatic hydrocarbon group selected from a group consisting of a benzene ring, a naphthalene ring, a chrysene ring, a fluoranthene ring, a triphenylene ring, a benzophenanthrene ring, a dibenzophenanthrene ring, a benzotriphenylene ring, a benzochrysene ring, a benzo[b]fluoranthene ring and a picene ring.

[0038] Substituents for Ra and Rb are not aryl groups. Substituents for Ar^1 and Ar^2 are not aryl groups when Ar^1 or Ar^2 represents a naphthalene ring.

[0039] A material for an organic EL device according to still further aspect of the present invention contains a host material represented by the following formula (4).



(4)

[0040] In the formula (4), Ra and Rb each represents a substituted or unsubstituted condensed aromatic hydrocarbon group selected from a group consisting of a phenanthrene ring, a triphenylene ring, a benzophenanthrene ring, a dibenzophenanthrene ring, a benzotriphenylene ring, a benzo[b]fluoranthene ring, a fluoranthene ring, a benzochrysene ring and a picene ring.

[0041] Substituents for Ra, Rb, Ar^1 and Ar^2 are not aryl groups.

[0042] According to the aspect of the present invention, by using the host material represented by the formula (1) as the phosphorescent host, a phosphorescent organic EL device having high efficiency and long lifetime can be provided.

[0043] Alternatively, by using the material containing the host material represented by the formula (3) or (4) as the phosphorescent host, a phosphorescent organic EL device having high efficiency and long lifetime can be provided.

BRIEF DESCRIPTION OF THE DRAWINGS

[0044] FIG. 1 schematically shows an exemplary arrangement of an organic EL device according to an exemplary embodiment of the present invention.

DETAILED DESCRIPTION OF PREFERRED EMBODIMENT(S)

[0045] Embodiment(s) of the present invention will be described.

Arrangement of Organic EL Device

[0046] Arrangement(s) of an organic EL device will be described below.

[0047] The followings are representative arrangement examples of an organic EL device:

[0048] (1) anode/emitting layer/cathode;

[0049] (2) anode/hole injecting layer/emitting layer/cathode;

[0050] (3) anode/emitting layer/electron injecting-transporting layer/cathode;

[0051] (4) anode/hole injecting layer/emitting layer/electron injecting-transporting layer/cathode;

[0052] (5) anode/organic semiconductor layer/emitting layer/cathode;

[0053] (6) anode/organic semiconductor layer/electron blocking layer/emitting layer/cathode;

[0054] (7) anode/organic semiconductor layer/emitting layer/adhesion improving layer/cathode;

[0055] (8) anode/hole injecting-transporting layer/emitting layer/electron injecting-transporting layer/cathode;

[0056] (9) anode/insulating layer/emitting layer/insulating layer/cathode;

[0057] (10) anode/inorganic semiconductor layer/insulating layer/emitting layer/insulating layer/cathode;

[0058] (11) anode/organic semiconductor layer/insulating layer/emitting layer/insulating layer/cathode;

[0059] (12) anode/insulating layer/hole injecting-transporting layer/emitting layer/insulating layer/cathode; and

[0060] (13) anode/insulating layer/hole injecting-transporting layer/emitting layer/electron injecting-transporting layer/cathode.

[0061] While the arrangement (8) is preferably used among the above, the arrangement of the present invention is not limited to the above arrangements.

[0062] FIG. 1 schematically shows an exemplary arrangement of an organic EL device according to an exemplary embodiment of the present invention.

[0063] An organic EL device 1 includes a transparent substrate 2, an anode 3, a cathode 4 and an organic thin-film layer 10 disposed between the anode 3 and the cathode 4.

[0064] The organic thin-film layer 10 includes a phosphorescent-emitting layer 5 containing a phosphorescent host and a phosphorescent dopant. A layer such as a hole injecting/transporting layer 6 may be provided between the phosphorescent-emitting layer 5 and the anode 3 while a layer such as an electron injecting/transporting layer 7 may be provided between the phosphorescent-emitting layer 5 and the cathode 4.

[0065] In addition, an electron blocking layer may be provided to the phosphorescent-emitting layer 5 adjacent to the anode 3 while a hole blocking layer may be provided to the phosphorescent-emitting layer 5 adjacent to the cathode 4.

[0066] With this arrangement, electrons and holes can be trapped in the phosphorescent-emitting layer 5, thereby enhancing probability of exciton generation in the phosphorescent-emitting layer 5.

[0067] It should be noted that a “fluorescent host” and a “phosphorescent host” herein respectively mean a host combined with a fluorescent dopant and a host combined with a phosphorescent dopant, and that a distinction between the fluorescent host and phosphorescent host is not unambiguously derived only from a molecular structure of the host in a limited manner.

[0068] In other words, the fluorescent host herein means a material for forming a fluorescent-emitting layer containing a fluorescent dopant, and does not mean a host that is only usable as a host of a fluorescent material.

[0069] Likewise, the phosphorescent host herein means a material for forming a phosphorescent-emitting layer containing a phosphorescent dopant, and does not mean a host that is only usable as a host of a phosphorescent material.

[0070] It should be noted that the “hole injecting/transporting layer (or hole injecting-transporting layer)” herein means “at least one of hole injecting layer and hole transporting layer” while “electron injecting/transporting layer (or electron injecting-transporting layer)” herein means “at least one of electron injecting layer and electron transporting layer”.

Light-Transmissive Substrate

[0071] The organic EL device is formed on a light-transmissive substrate. The light-transmissive plate, which supports the organic EL device, is preferably a smoothly-shaped substrate that transmits 50% or more of light in a visible region of 400 nm to 700 nm.

[0072] The light-transmissive plate is exemplarily a glass plate, a polymer plate or the like.

[0073] For the glass plate, materials such as soda-lime glass, barium/strontium-containing glass, lead glass, aluminosilicate glass, borosilicate glass, barium borosilicate glass and quartz can be used.

[0074] For the polymer plate, materials such as polycarbonate, acryl, polyethylene terephthalate, polyether sulfide and polysulfone can be used.

Anode and Cathode

[0075] The anode of the organic EL device is used for injecting holes into the hole injecting layer, the hole transporting layer or the emitting layer. It is effective that the anode has a work function of 4.5 eV or more.

[0076] Exemplary materials for the anode are indium-tin oxide (ITO), tin oxide (NESA), indium zinc oxide, gold, silver, platinum and copper.

[0077] The anode may be made by forming a thin film from these electrode materials through a method such as vapor deposition or sputtering.

[0078] When light from the emitting layer is to be emitted through the anode as in the present embodiment, the anode preferably transmits more than 10% of the light in the visible region. Sheet resistance of the anode is preferably several hundreds Ω /square or lower. Although depending on the material of the anode, thickness of the anode is typically in a range of 10 nm to 1 μ m, and preferably in a range of 10 to 200 nm.

[0079] The cathode is preferably formed of a material with smaller work function in order to inject electrons into the electron injecting layer, the electron transporting layer and the emitting layer.

[0080] Although a material for the cathode is subject to no specific limitation, examples of the material are indium, aluminum, magnesium, alloy of magnesium and indium, alloy of magnesium and aluminum, alloy of aluminum and lithium, alloy of aluminum, scandium and lithium, alloy of magnesium and silver and the like.

[0081] Like the anode, the cathode may be made by forming a thin film from the above materials through a method such as vapor deposition or sputtering. In addition, the light may be emitted through the cathode.

Emitting Layer

[0082] The emitting layer of the organic EL device has functions as follows, namely:

[0083] (1) injecting function: a function for accepting, when an electrical field is applied, the holes injected by the anode or the hole injecting layer, or the electrons injected by the cathode or the electron injecting layer;

[0084] (2) transporting function: a function for transporting injected electric charges (the electrons and the holes) by the force of the electrical field; and

[0085] (3) emitting function: a function for providing a condition for recombination of the electrons and the holes to emit light.

[0086] Injectability of the holes may differ from that of the electrons and transporting capabilities of the hole and the electrons (represented by mobilities of the holes and the electrons) may differ from each other.

[0087] As a method of forming the emitting layer, known methods such as vapor deposition, spin coating and an LB method may be employed.

[0088] The emitting layer is preferably a molecular deposit film.

[0089] The molecular deposit film means a thin film formed by depositing a material compound in gas phase or a film formed by solidifying a material compound in a solution state or in liquid phase. The molecular deposit film is generally distinguished from a thin film formed by the LB method (molecular accumulation film) by differences in aggregation structures, higher order structures and functional differences arising therefrom.

[0090] As disclosed in JP-A-57-51781, the emitting layer can be formed from a thin film formed by spin coating or the like, the thin film being formed from a solution prepared by dissolving a binder (e.g. a resin) and a material compound in a solvent.

[0091] The thickness of the emitting layer is preferably in a range of 5 to 50 nm, more preferably in a range of 7 to 50 nm and most preferably in a range of 10 to 50 nm. The thickness below 5 nm may cause difficulty in forming the emitting layer and in controlling chromaticity, while the thickness above 50 nm may increase driving voltage.

[0092] In the present invention, the emitting layer contains: at least one phosphorescent material; and a host material represented by the following formula (1).



[0093] In the formula (1), Ar^1 , Ar^2 , Ra and Rb each represent a substituted or unsubstituted benzene ring or a substituted or unsubstituted condensed aromatic hydrocarbon group selected from a group consisting of a naphthalene ring, a chrysene ring, a fluoranthene ring, a triphenylene ring, a phenanthrene ring, a benzophenanthrene ring, a dibenzophenanthrene ring, a benzotriphenylene ring, a benzochrysene ring, a picene ring and a benzo[b]fluoranthene ring.

[0094] When Ar^1 represents a substituted or unsubstituted benzene ring, Ra and Ar^2 represent substituted or unsubstituted condensed aromatic hydrocarbon groups that are mutually different.

[0095] When Ar^2 represents a substituted or unsubstituted benzene ring, Rb and Ar^1 represent substituted or unsubstituted condensed aromatic hydrocarbon groups that are mutually different.

[0096] Substituents for Ra and Rb are not aryl groups.

[0097] Since the host material represented by the formula (1) exhibits a greater triplet energy gap (excited triplet energy), the host material can transfer the energy to the phosphorescent dopant, so that the phosphorescent dopant can emit light.

[0098] While an anthracene derivative, which is well-known as a fluorescent host, is not suitably applied as a host for red-emitting phosphorescent dopant, the host according to the present invention, which exhibits a greater triplet energy gap, can be effectively applied for the red-emitting phosphorescent dopant to emit light.

[0099] However, while CBP, which is a conventionally-known phosphorescent host, can serve as the host even for a phosphorescent dopant for emitting light of a shorter wavelength than green, the host material according to the present invention can be used for a green-emitting phosphorescent dopant but cannot be used for a phosphorescent dopant for emitting light of a shorter wavelength than green.

[0100] According to the present invention, since the skeleton of the host material partially has a polycyclic condensed ring containing no nitrogen atom, molecular stability thereof can be enhanced and the lifetime of the device can be prolonged.

[0101] When the number of ring atoms (i.e., atoms for forming the ring) contained in the skeleton is too small, the molecular stability thereof is not sufficiently high. On the other hand, when the number of rings condensed in the poly-

cyclic condensed ring for structuring the host material is too large, a HOMO-LUMO gap is so much narrowed that the triplet energy gap becomes insufficient for a useful emission wavelength. In this respect, since the host material represented by the formula (1) contains the suitable number of the ring atoms, the host material can be favorably applied as the phosphorescent host for a highly-stable phosphorescent-emitting layer that emits light of a useful wavelength.

[0102] Conventionally, a host material widely usable for phosphorescent dopants that emit light of wide wavelengths ranging from green to red has been selected for each phosphorescent dopant. Thus, a material exhibiting a wider triplet energy gap such as CBP has been used as the host material.

[0103] However, it is true that CBP exhibits a wider triplet energy gap $E_g(T)$, but CBP has a shorter lifetime.

[0104] In this respect, the host according to the present invention is not applicable as a host for such a wide-gap phosphorescent dopant as to be comparable to a blue-emitting phosphorescent dopant, but is applicable as a host for a red-emitting or green-emitting phosphorescent dopant. Furthermore, when a host material exhibiting too wide triplet energy gap such as CBP is used for a red-emitting phosphorescent dopant, a difference in energy gap between the host and the dopant is so large that the energy is not efficiently transferred intermolecularly. However, since the host according to the present invention exhibits an energy gap suitable for a red-emitting or green-emitting phosphorescent dopant, energy can be efficiently transferred from the excitons of the host to the phosphorescent dopant, thereby providing a phosphorescent-emitting layer of considerably high efficiency.

[0105] As described above, according to the present invention, a phosphorescent-emitting layer having high efficiency and long lifetime can be provided.

[0106] Triplet energy gap $E_g(T)$ of a material for forming an organic EL device may be exemplarily defined based on the phosphorescence spectrum. For instance, in the present invention, the triplet energy gap $E_g(T)$ may be defined as follows.

[0107] Specifically, each material is dissolved in an EPA solvent (diethylether:isopentane:ethanol=5:5:2 in volume ratio) with a concentration of 10 $\mu\text{mol/L}$, thereby forming a sample for phosphorescence measurement.

[0108] Then, the sample for phosphorescence measurement is put into a quartz cell, cooled to 77K and irradiated with exciting light, so that a wavelength of phosphorescence radiated therefrom is measured.

[0109] A tangent line is drawn to be tangent to a rising section adjacent to short-wavelength of the obtained phosphorescence spectrum, a wavelength value at an intersection of the tangent line and a base line is converted into energy value, and the converted energy value is defined as the triplet energy gap $E_g(T)$.

[0110] For the measurement, for instance, a commercially-available measuring equipment F-4500 (manufactured by Hitachi, Ltd.) may be used.

[0111] However, the triplet energy gap does not need to be defined by the above method, but may be defined by any other suitable method as long as an object and a spirit of the present invention are not impaired.

[0112] When Ra, Rb, Ar^1 or Ar^2 in the formula (1) has a single or plural substituent(s), the substituent(s) is preferably an alkyl group having 1 to 20 carbon atoms, a haloalkyl group having 1 to 20 carbon atoms, a cycloalkyl group having 5 to 18 carbon atoms, a silyl group having 3 to 20 carbon atoms, a cyano group or a halogen atom. Substituent(s) for Ar^1 or Ar^2 may be an aryl group having 6 to 22 carbon atoms.

[0113] Since the substituent(s) contains no nitrogen atom, the stability of the host material can be further enhanced, and the lifetime of the device can be prolonged.

[0114] The number of plural aryl substituents respectively for Ar¹ and Ar² is preferably 2 or less, more preferably 1 or less.

[0115] Examples of the alkyl group having 1 to 20 carbon atoms are a methyl group, an ethyl group, a propyl group, an isopropyl group, an n-butyl group, an s-butyl group, an isobutyl group, a t-butyl group, an n-pentyl group, an n-hexyl group, an n-heptyl group, an n-octyl group, an n-nonyl group, an n-decyl group, an n-undecyl group, an n-dodecyl group, an n-tridecyl group, an n-tetradecyl group, an n-pentadecyl group, an n-hexadecyl group, an n-heptadecyl group, an n-octadecyl group, a neo-pentyl group, a 1-methylpentyl group, 2-methylpentyl group, a 1-pentylhexyl group, a 1-butylpentyl group, a 1-heptyloctyl group and 3-methylpentyl group.

[0116] Examples of the haloalkyl group having 1 to 20 carbon atoms are chloromethyl group, 1-chloroethyl group, 2-chloroethyl group, 2-chloroisobutyl group, 1,2-dichloroethyl group, 1,3-dichloroisopropyl group, 2,3-dichloro-t-butyl group, 1,2,3-trichloropropyl group, bromomethyl group, 1-bromoethyl group, 2-bromoethyl group, 2-bromoisobutyl group, 1,2-dibromoethyl group, 1,3-dibromoisopropyl group, 2,3-dibromo-t-butyl group, 1,2,3-tribromopropyl group, iodomethyl group, 1-iodoethyl group, 2-iodoethyl group, 2-iodoisobutyl group, 1,2-diiodoethyl group, 1,3-diiodoisopropyl group, 2,3-diiodo-t-butyl group and 1,2,3-triiodopropyl group.

[0117] Examples of the cycloalkyl group having 5 to 18 carbon atoms are cyclopentyl group, cyclohexyl group, cyclooctyl group, and 3,5-tetramethylcyclohexyl group, among which cyclohexyl group, cyclooctyl group and 3,5-tetramethylcyclohexyl group are preferable.

[0118] The silyl group having 3 to 20 carbon atoms is preferably an alkylsilyl group, an arylsilyl group or an aralkylsilyl group, examples of which are trimethylsilyl group, triethylsilyl group, tributylsilyl group, trioctylsilyl group, trisobutylsilyl group, dimethylethylsilyl group, dimethylisopropylsilyl group, dimethylpropylsilyl group, dimethylbutylsilyl group, dimethyltertiarybutylsilyl group, diethylisopropylsilyl group, phenyldimethylsilyl group, diphenylmethylsilyl group, diphenyltertiarybutyl group and triphenylsilyl group.

[0119] Examples of the halogen atom are a fluorine atom, a chlorine atom, a bromine atom and an iodo atom.

[0120] The aryl substitute having 6 to 22 carbon atoms is preferably phenyl group, biphenyl group, terphenyl group, naphthyl group, chrysenyl group, fluoranthenyl group, 9,10-dialkylfluorenyl group, 9,10-diarylfluorenyl group, triphenylenyl group, phenanthrenyl group, benzophenanthrenyl group, dibenzophenanthrenyl group, benzotriphenylenyl group, benzochrysenyl group or dibenzofuranyl group, more preferably phenyl group having 6 to 18 carbon atoms, biphenyl group, terphenyl group, naphthyl group, chrysenyl group, fluoranthenyl group, 9,10-dimethylfluorenyl group, triphenylenyl group, phenanthrenyl group, benzophenanthrenyl group or dibenzofuranyl group, much more preferably a phenyl group having 6 to 14 carbon atoms, biphenyl group, naphthyl group, phenanthrenyl group or dibenzofuranyl group.

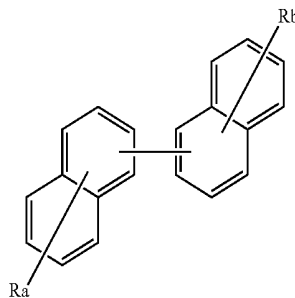
[0121] In the formula (1), Ra and Ar¹ each preferably represent a naphthalene ring while Rb preferably represents a group selected from a group consisting of a phenanthrene ring, a triphenylene ring, a benzophenanthrene ring, a diben-

zophenanthrene ring, a benzotriphenylene ring, a fluoranthene ring, a benzochrysenyl ring, a benzo[b]fluoranthene ring and a picene ring.

[0122] By selecting the ring structure as described above, thin film(s) for an organic EL device excellent in stability can be formed. When such thin film(s) is used together with a red-emitting phosphorescent material, a device having high efficiency and long lifetime can be provided.

[0123] The host material represented by the formula (1) is preferably represented by the following formula (2).

(2)



[0124] A phosphorescent organic EL device in which the host material represented by the formula (2) and particularly a red-emitting phosphorescent material are used has high efficiency and long lifetime.

[0125] In the formula (2), Ra and Rb each represent a group selected from a group consisting of a phenanthrene ring, a triphenylene ring, a benzophenanthrene ring, a dibenzophenanthrene ring, a benzo[b]fluoranthene ring, a benzotriphenylene ring, a fluoranthene ring, a benzochrysenyl ring and a picene ring.

[0126] By selecting the ring structure as described above, thin film(s) for an organic EL device excellent in stability can be formed. When such thin film(s) is used together with a red-emitting phosphorescent material, a device having high efficiency and long lifetime can be provided.

[0127] When Ra, Rb and naphthalene ring(s) in the formula (2) each has a single or plural substituent(s), the substituent(s) is preferably an alkyl group having 1 to 20 carbon atoms, a haloalkyl group having 1 to 20 carbon atoms, a cycloalkyl group having 5 to 18 carbon atoms, a silyl group having 3 to 20 carbon atoms, a cyano group or a halogen atom. Substituents for naphthalene rings other than Ra and Rb may be aryl groups each having 6 to 22 carbon atoms.

[0128] Since the substituent(s) contains no nitrogen atom, the stability of the host material can be further enhanced, and the lifetime of the device can be prolonged.

[0129] Alternatively, the material containing the host material represented by the formula (3) or (4) may also be favorably used as the phosphorescent host.

[0130] A material for an organic EL device according to another aspect of the present invention contains a host material represented by the following formula (3).



[0131] In the formula (3) above, Ra and Ar¹ each represent a substituted or unsubstituted naphthalene ring.

[0132] Rb represents a substituted or unsubstituted condensed aromatic hydrocarbon group selected from a group consisting of a phenanthrene ring, a triphenylene ring, a benzophenanthrene ring, a dibenzophenanthrene ring, a benzotriphenylene ring, a fluoranthene ring, a benzochrysenyl ring and a picene ring.

[0133] Ar² represents a substituted or unsubstituted condensed aromatic hydrocarbon group selected from a group consisting of a benzene ring, a naphthalene ring, a chrysene ring, a fluoranthene ring, a triphenylene ring, a benzophenanthrene ring, a dibenzophenanthrene ring, a benzotriphenylene ring, a benzochrysenyl ring, a benzo[b]fluoranthene ring and a picene ring.

[0134] Substituents for Ra and Rb are not aryl groups. Substituents for Ar¹ and Ar² are not aryl groups when Ar¹ or Ar² represents a naphthalene ring.

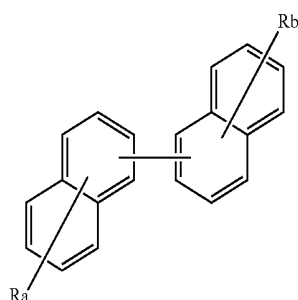
[0135] When Ar² represents a benzene ring, skeletons of ring structures bonded to both sides of Ar² are arranged not to be the same. With this arrangement, thin film(s) usable for an organic EL device excellent in stability can be formed. When the thin film(s) are used together with a red-emitting phosphorescent material, a device having high efficiency and long lifetime can be formed.

[0136] When Ra, Rb, Ar¹ or Ar² in the formula (3) has a single or plural substituent(s), the substituent(s) is preferably an alkyl group having 1 to 20 carbon atoms, a haloalkyl group having 1 to 20 carbon atoms, a cycloalkyl group having 5 to 18 carbon atoms, a silyl group having 3 to 20 carbon atoms, a cyano group or a halogen atom. A substituent for Ar¹ or Ar² may be an aryl group having 6 to 22 carbon atoms.

[0137] Since the substituent(s) contains no nitrogen atom, the stability of the host material can be further enhanced, and the lifetime of the device can be prolonged.

[0138] The number of plural aryl substituents respectively for Ar¹ and Ar² is preferably 2 or less, more preferably 1 or less.

[0139] A material for an organic EL device according to still further aspect of the present invention contains a host material represented by the following formula (4).



(4)

[0140] In the formula (4), Ra and Rb each represents a substituted or unsubstituted condensed aromatic hydrocarbon group selected from a group consisting of a phenanthrene ring, a triphenylene ring, a benzophenanthrene ring, a dibenzophenanthrene ring, a benzotriphenylene ring, a fluoranthene ring, a benzo[b]fluoranthene ring, a benzochrysene ring and a picene ring.

[0141] Substituents for Ra, Rb, Ar¹ and Ar² are not aryl groups.

[0142] By selecting the ring structure as described above, thin film(s) for an organic EL device excellent in stability can be formed. When such thin film(s) is used together with a red-emitting phosphorescent material, a device having high efficiency and long lifetime can be provided.

[0143] When Ra, Rb and naphthalene group(s) in the formula (4) each has a single or plural substituent(s), the substituent(s) is preferably an alkyl group having 1 to 20 carbon atoms, a haloalkyl group having 1 to 20 carbon atoms, a cycloalkyl group having 5 to 18 carbon atoms, a silyl group having 3 to 20 carbon atoms, a cyano group or a halogen atom.

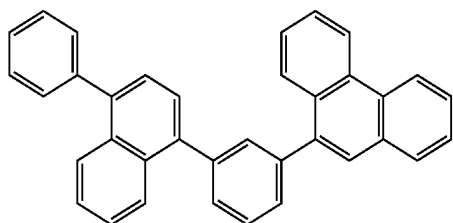
[0144] Since the substituent(s) contains no nitrogen atom, the stability of the host material can be further enhanced, and the lifetime of the device can be prolonged.

[0145] In the present invention, excited triplet energy of the host material is preferably in a range of 2.0 to 2.8 eV.

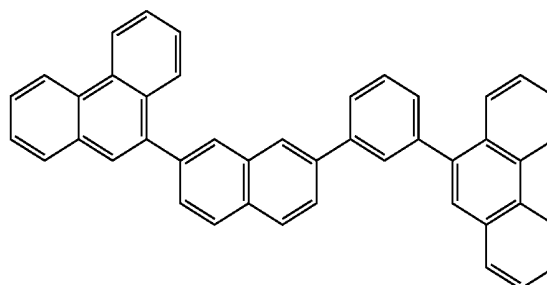
[0146] When the excited triplet energy is 2.0 eV or more, energy can be transferred to a phosphorescent material that emits light in a range of 520 to 720 nm. On the other hand, when the excited triplet energy is 2.8 eV or less, a difference in energy gap between the red-emitting phosphorescent dopant and the host material can be prevented from becoming so large that light is not efficiently emitted.

[0147] The excited triplet energy of the host material is preferably in a range of 2.0 to 2.7 eV, more preferably in a range of 2.1 to 2.7 eV.

[0148] Examples of compounds for the host material according to the present invention are as follows.

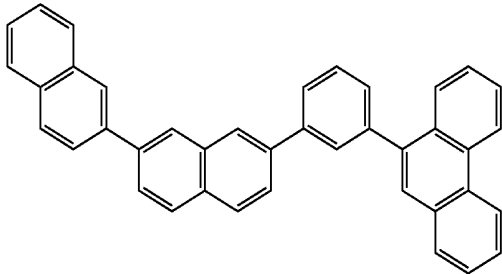


(A1)

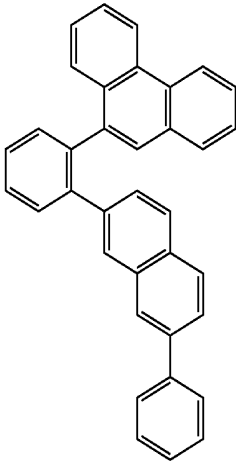


(A2)

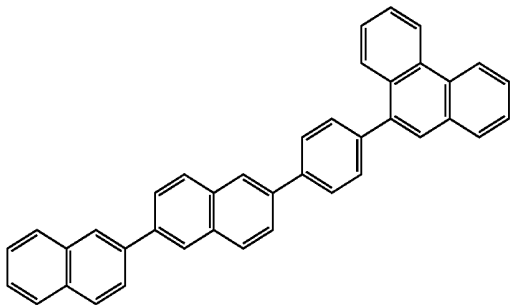
-continued
(A3)



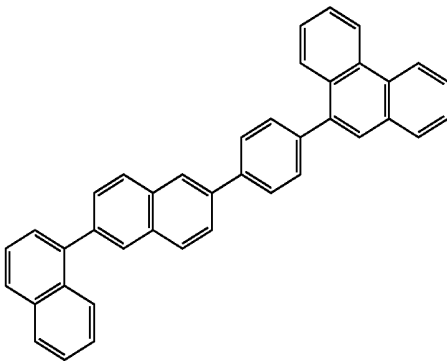
(A4)



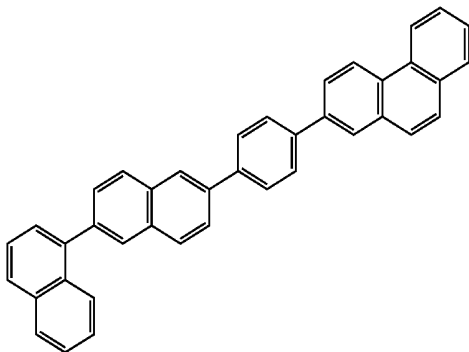
(A5)



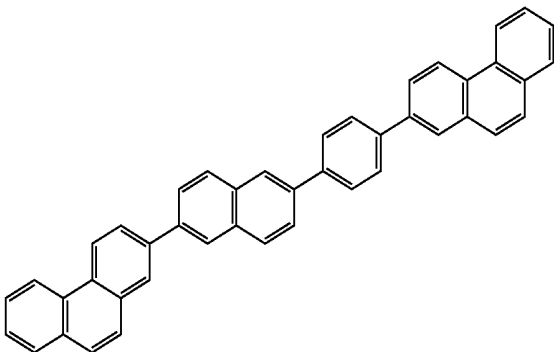
(A6)



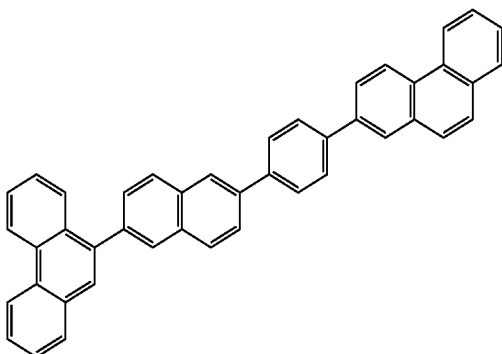
(A7)



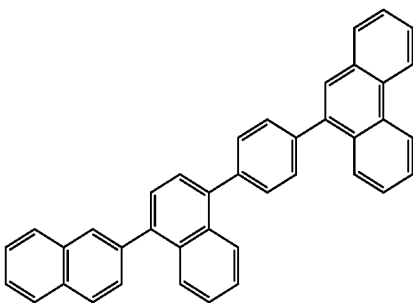
(A8)



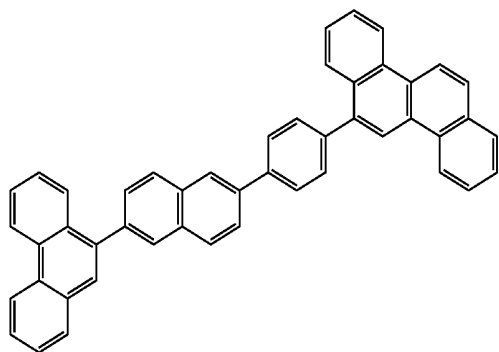
(A9)



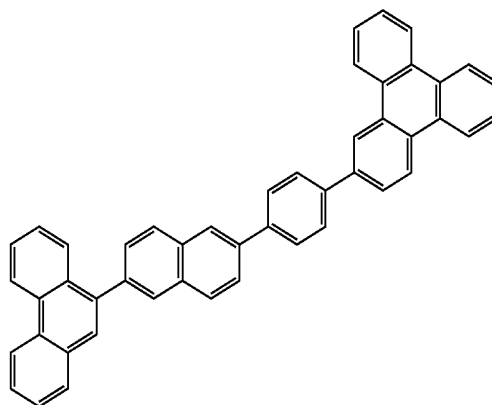
(A10)



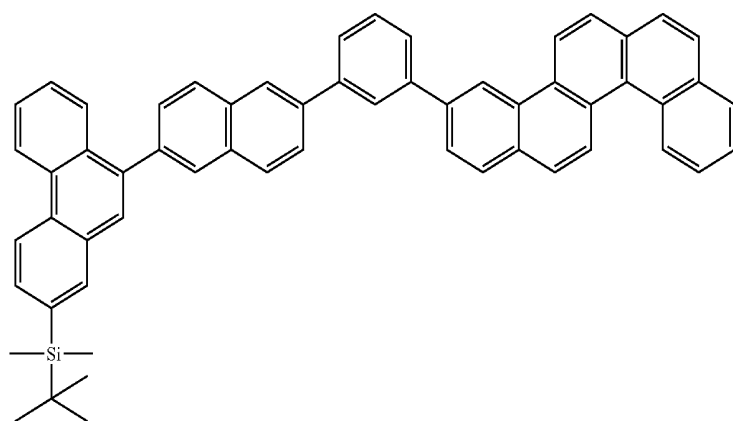
-continued
(A11)



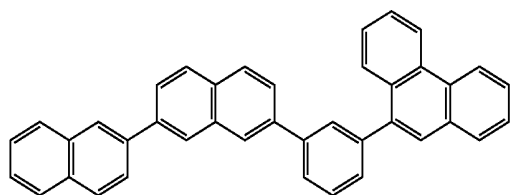
(A12)



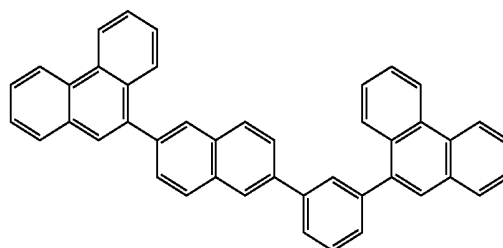
(A13)



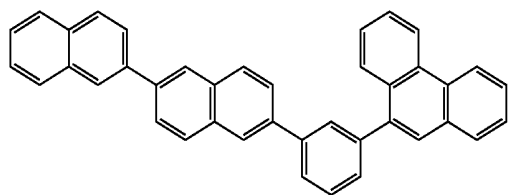
(A14)



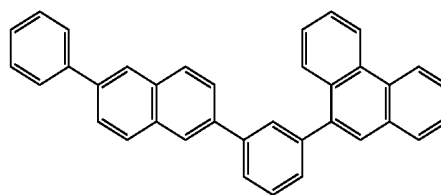
(A15)



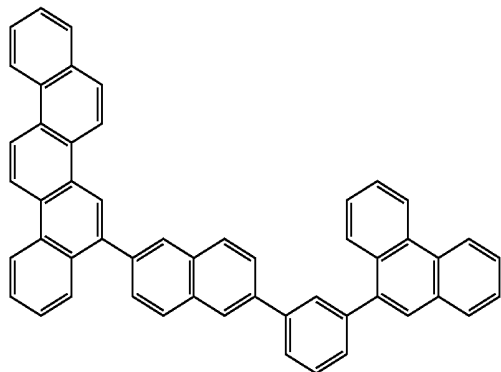
(A16)



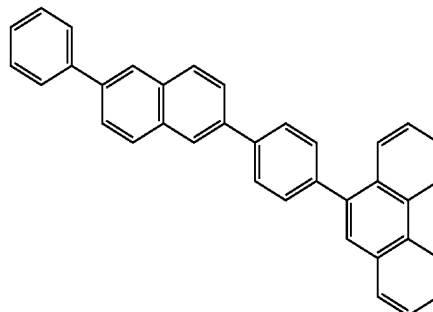
(A17)



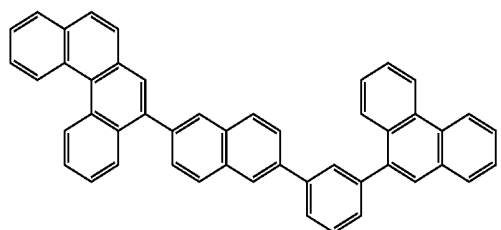
-continued
(A18)



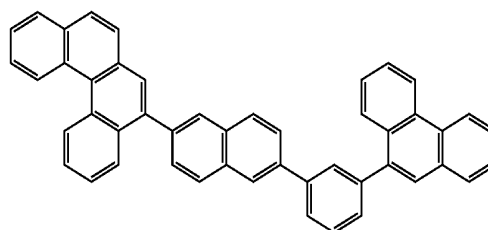
(A19)



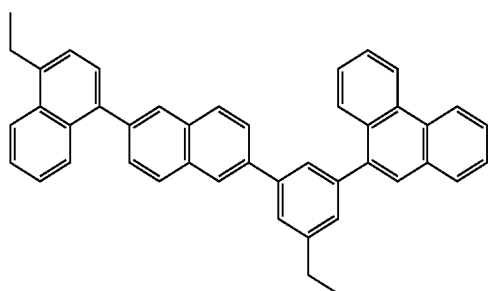
(A20)



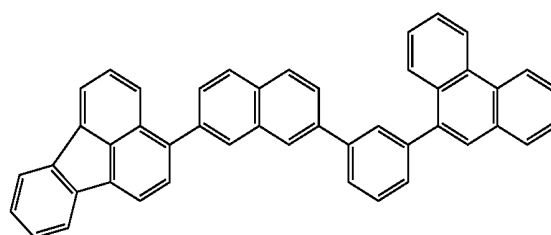
(A21)



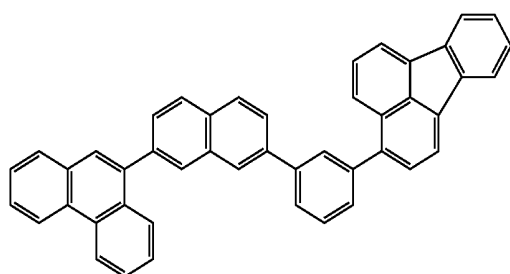
(A22)



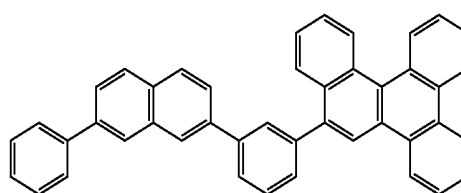
(A23)



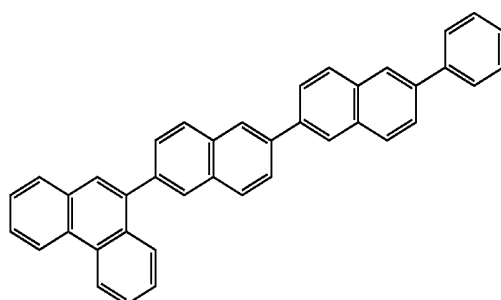
(A24)



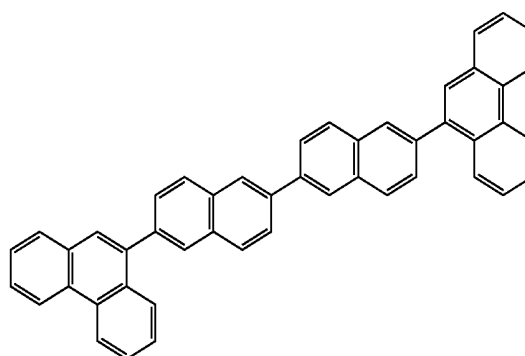
(A25)



(B1)

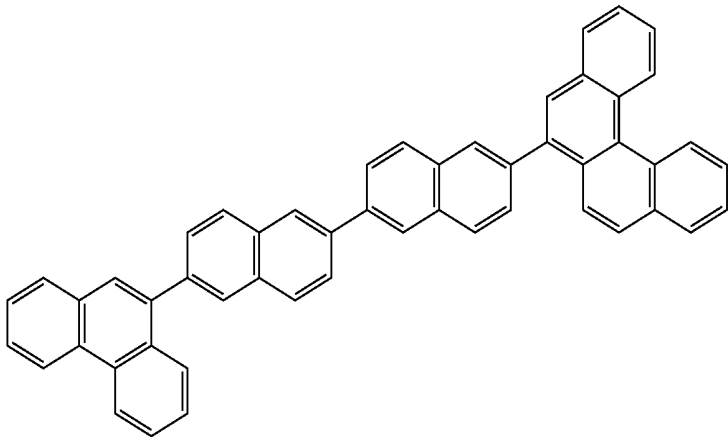


(B2)

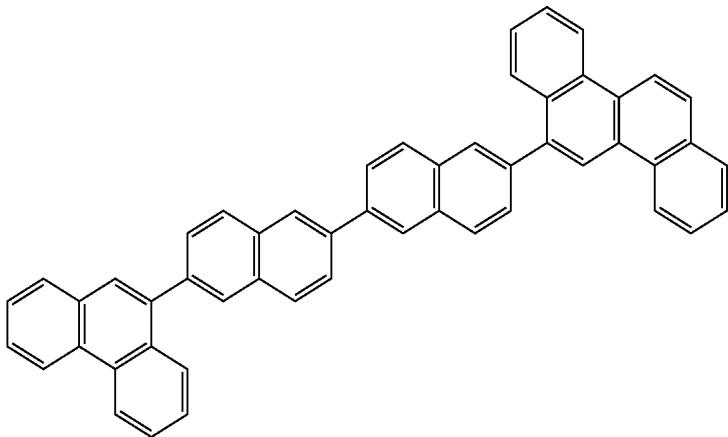


-continued

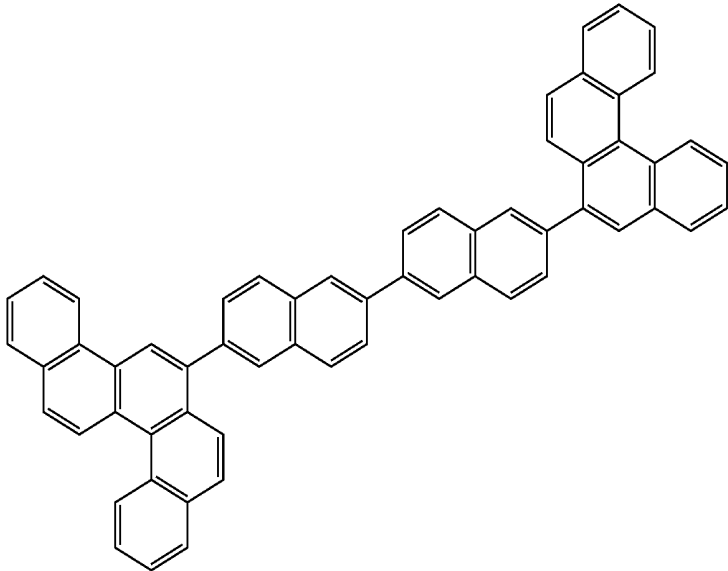
(B3)



(B4)

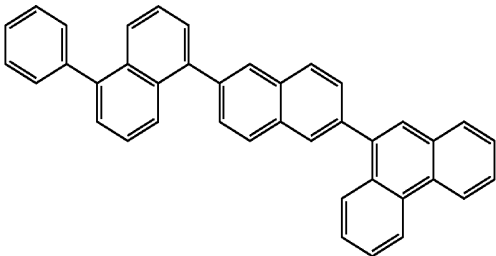


(B5)

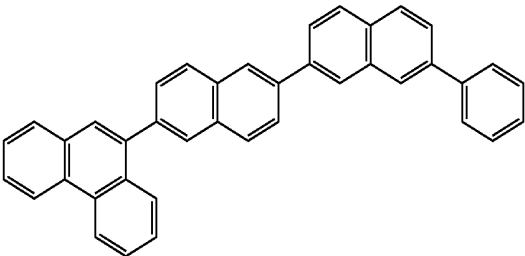


-continued

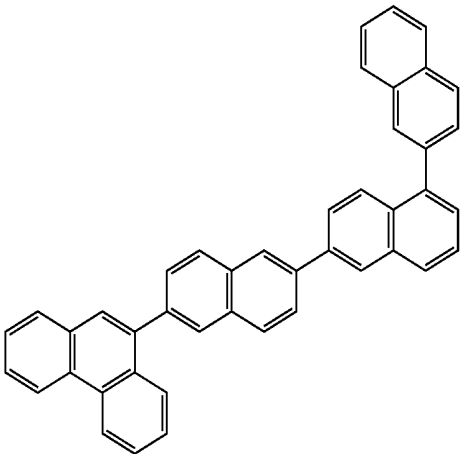
(B6)



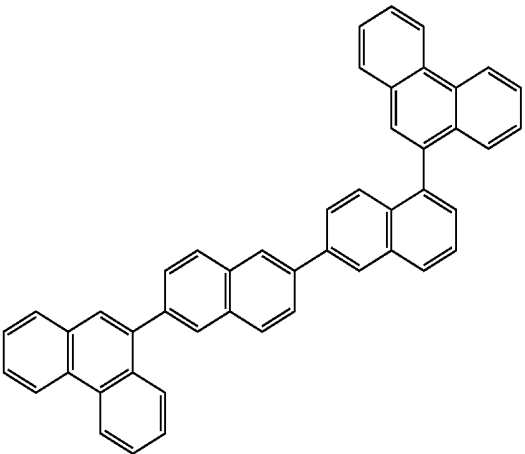
(B7)



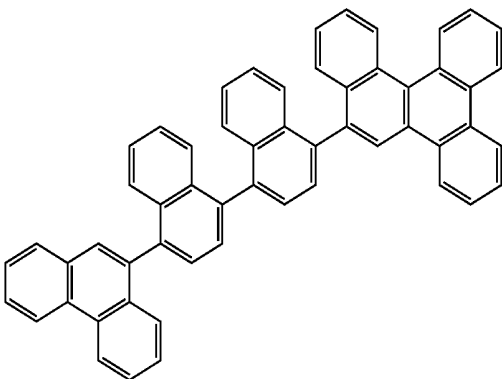
(B8)



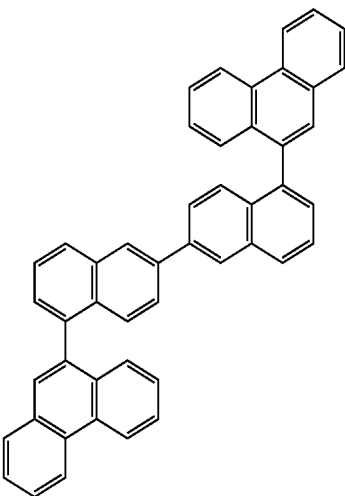
(B9)



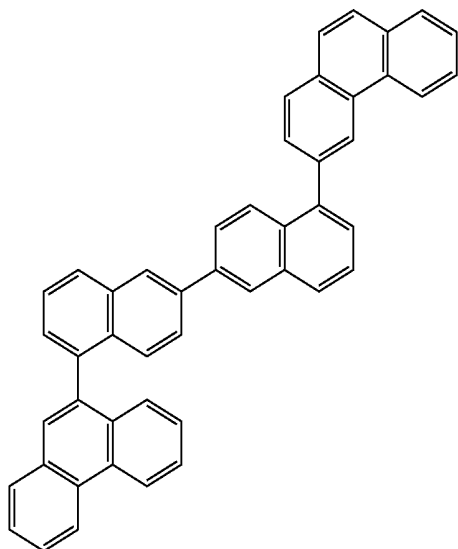
(B10)



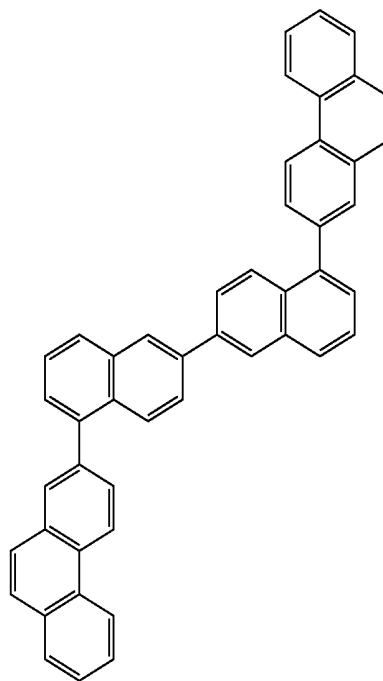
(B11)



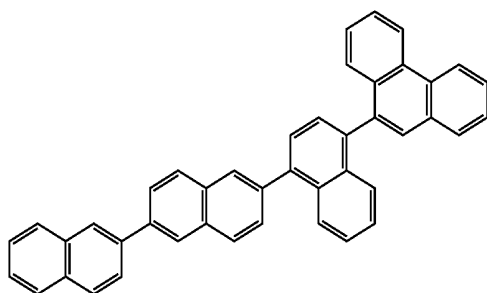
-continued
(B12)



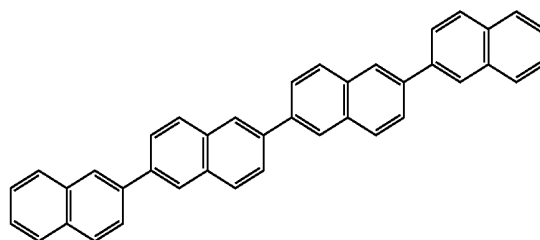
(B13)



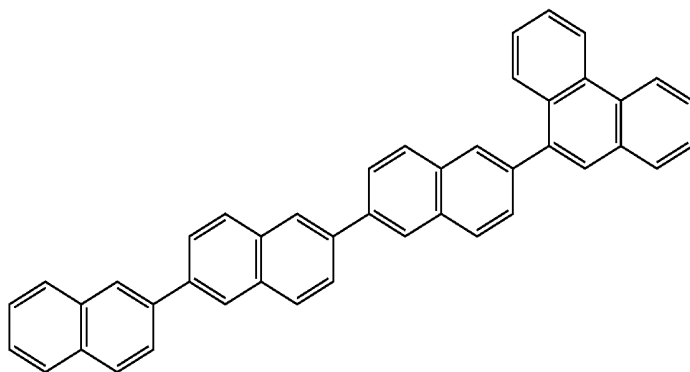
(B14)



(B15)

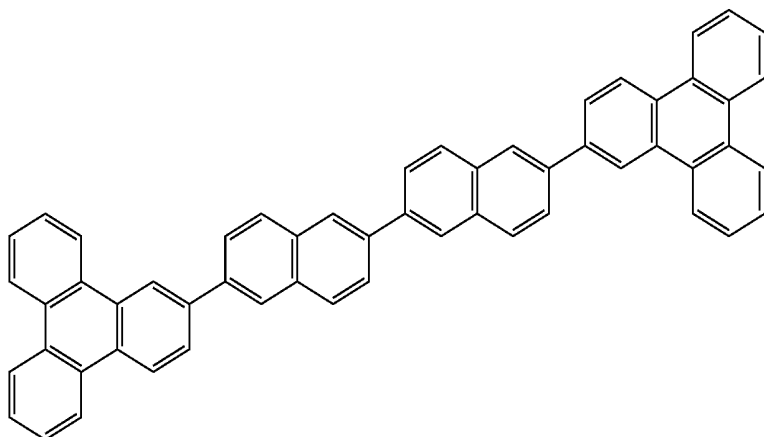


(B16)

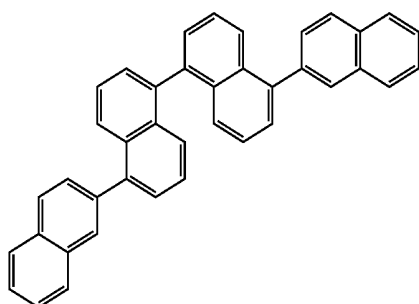


-continued

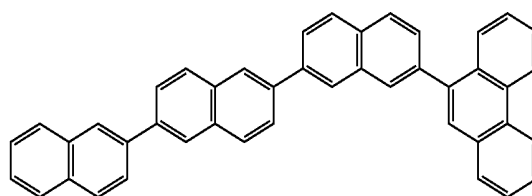
(B17)



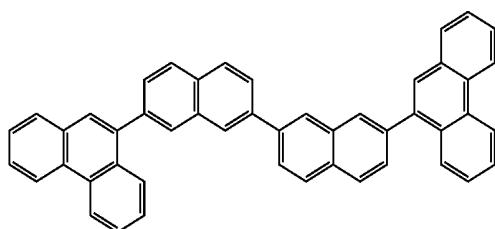
(B18)



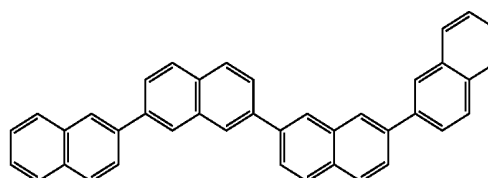
(B19)



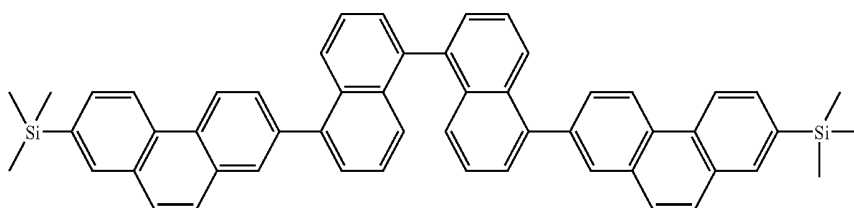
(B20)



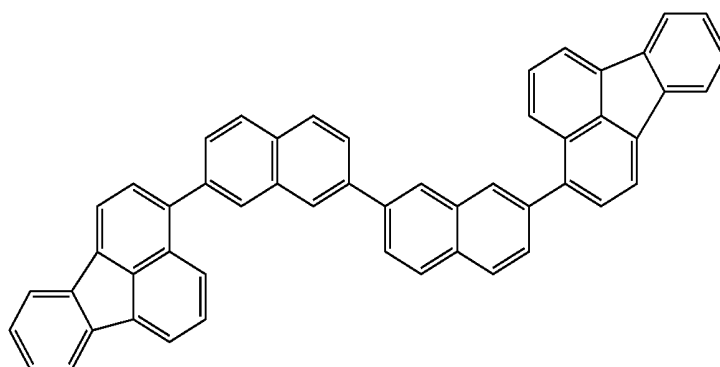
(B21)



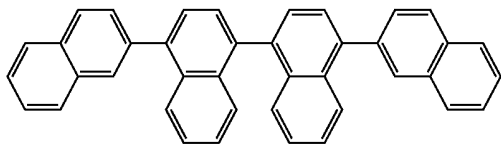
(B22)



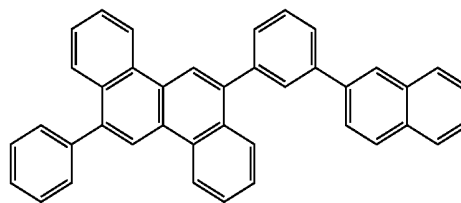
(B23)



-continued
(B24)

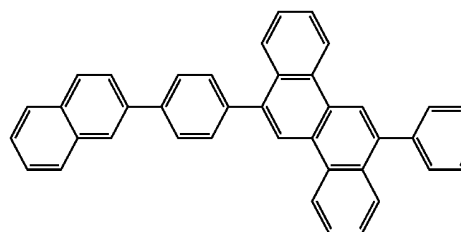
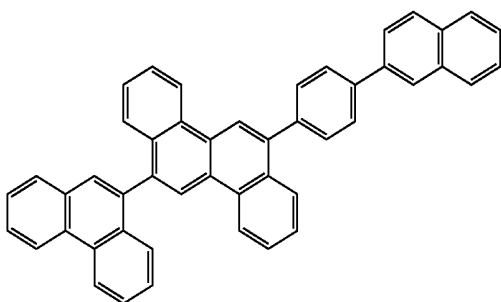


(C1)



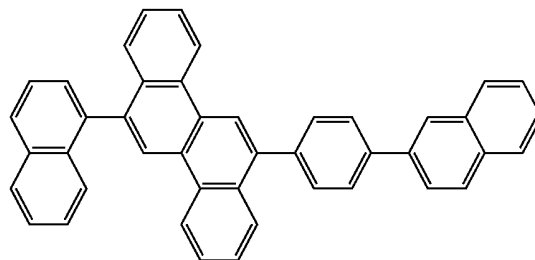
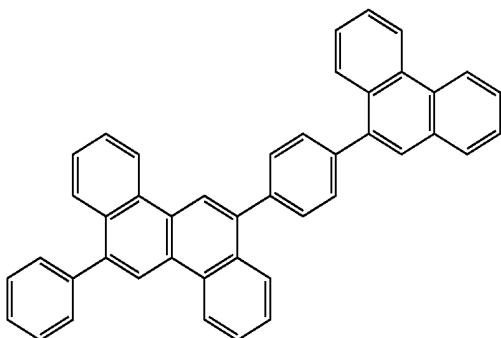
(C2)

(C3)



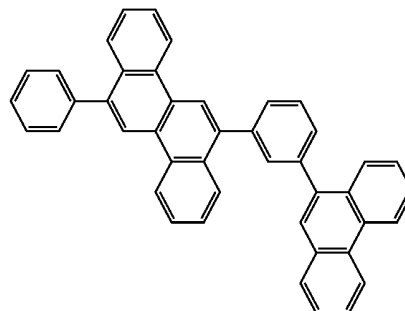
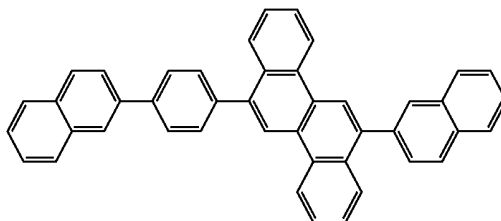
(C4)

(C5)



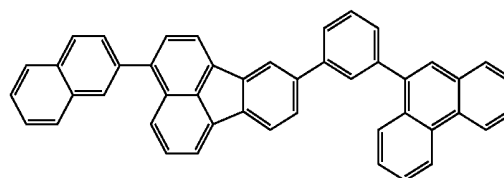
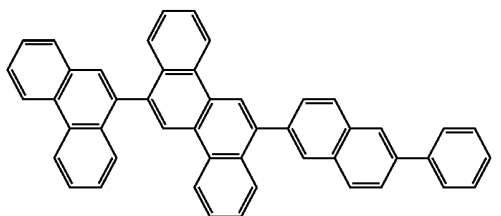
(C6)

(C7)

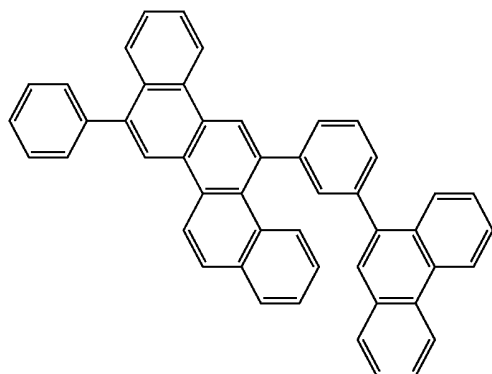


(C8)

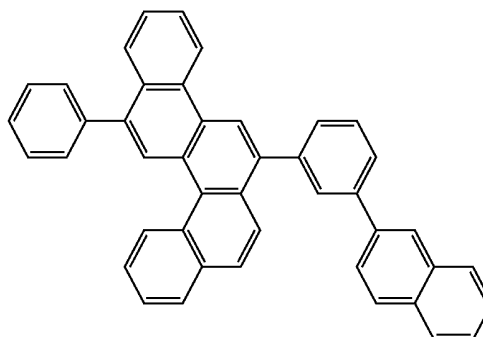
(C9)



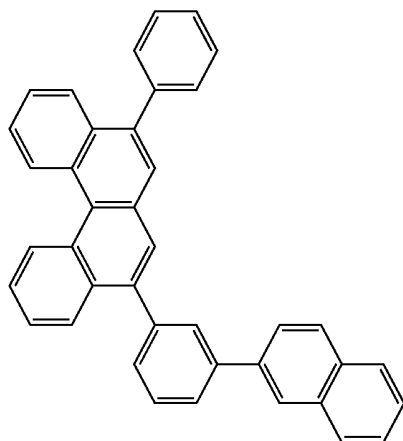
-continued
(C10)



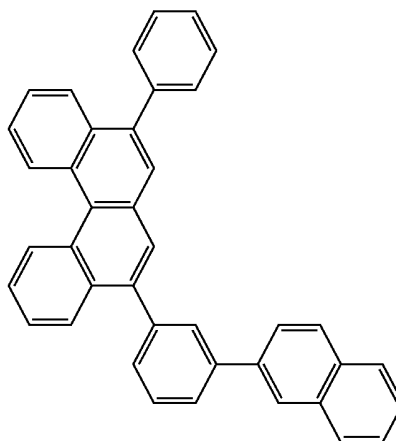
(C11)



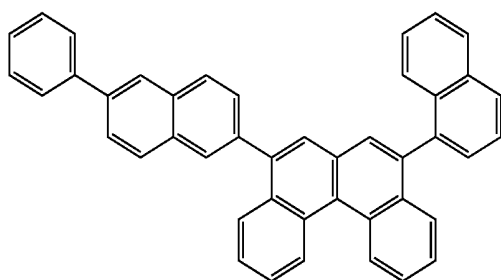
(C12)



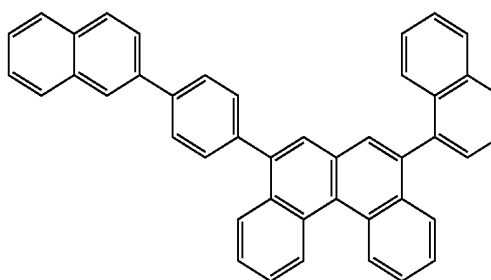
(C13)



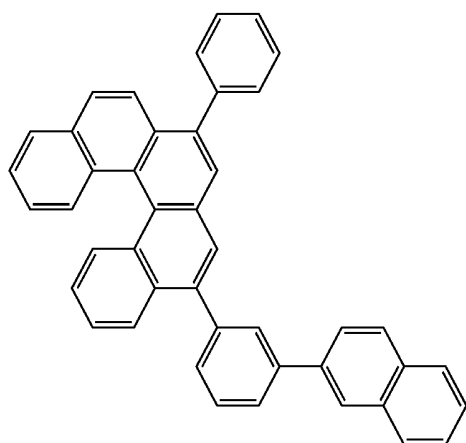
(C14)



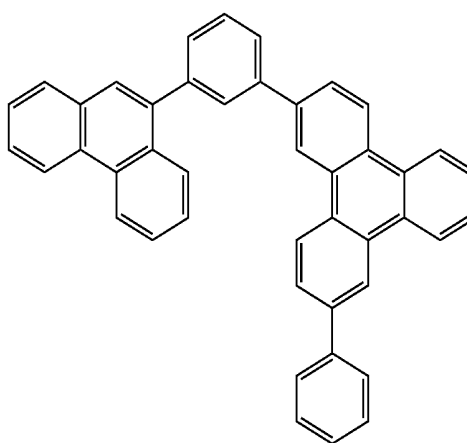
(C15)



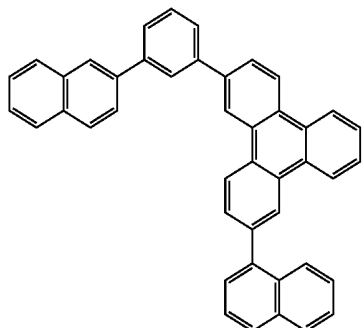
(C16)



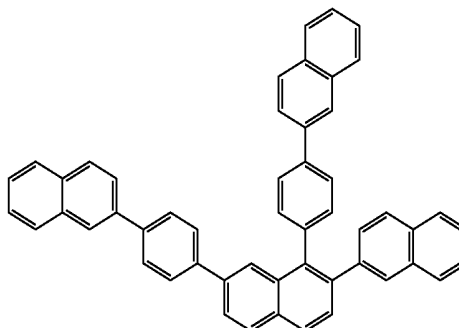
(C17)



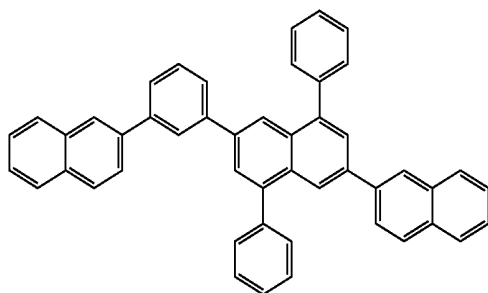
-continued
(C18)



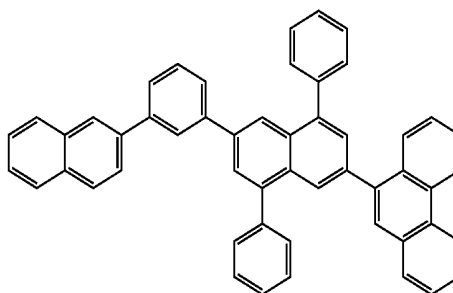
(D1)



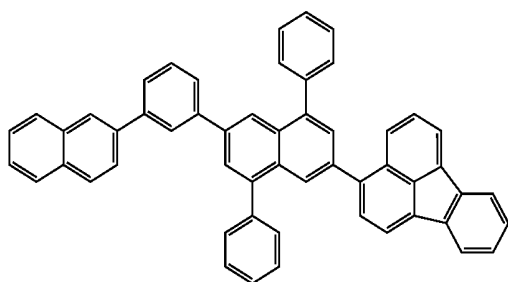
(D2)



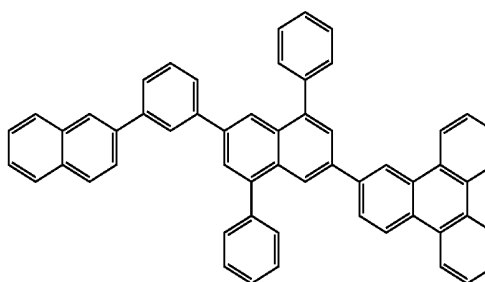
(D3)



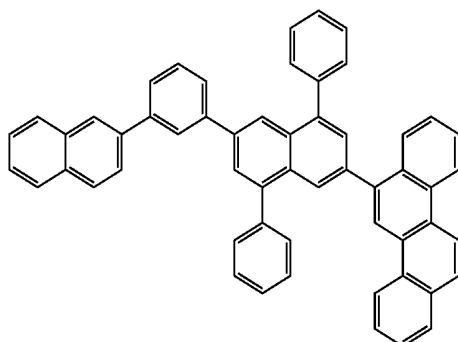
(D4)



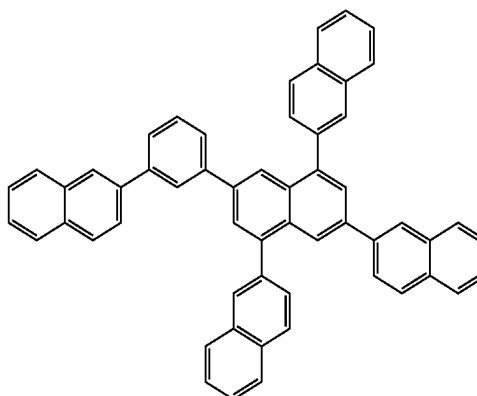
(D5)



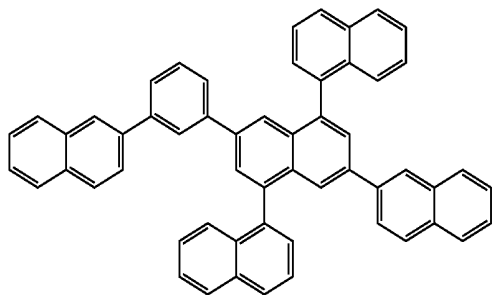
(D6)



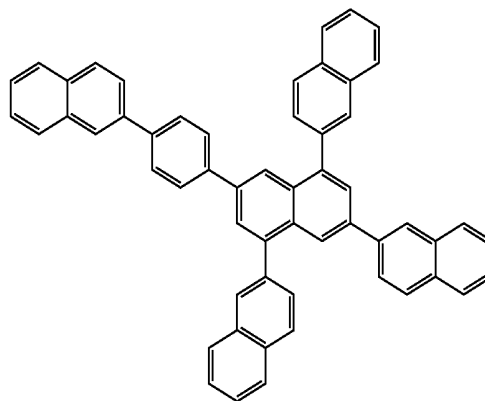
(D7)



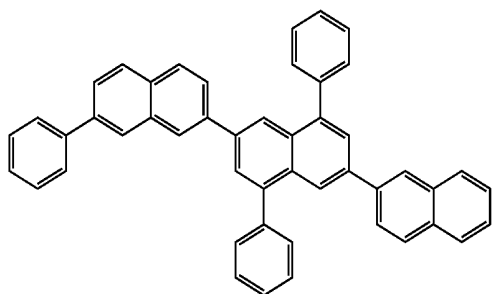
-continued
(D8)



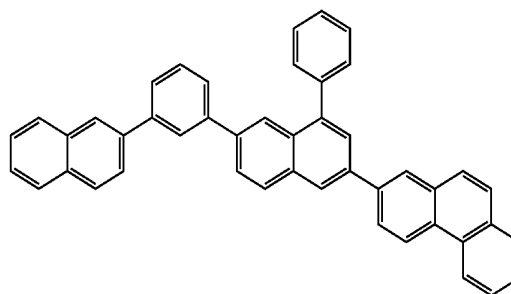
(D9)



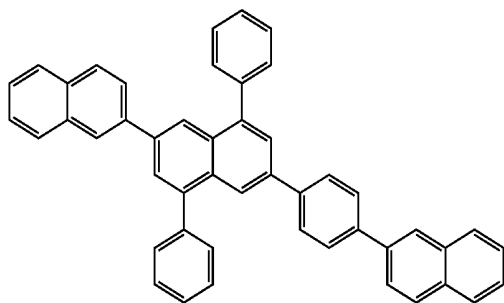
(D10)



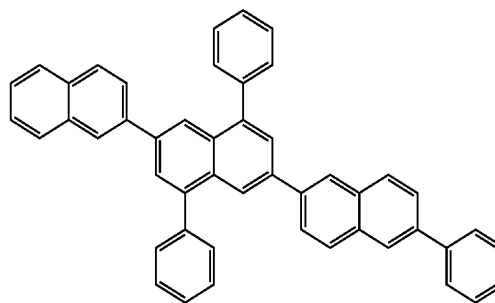
(D11)



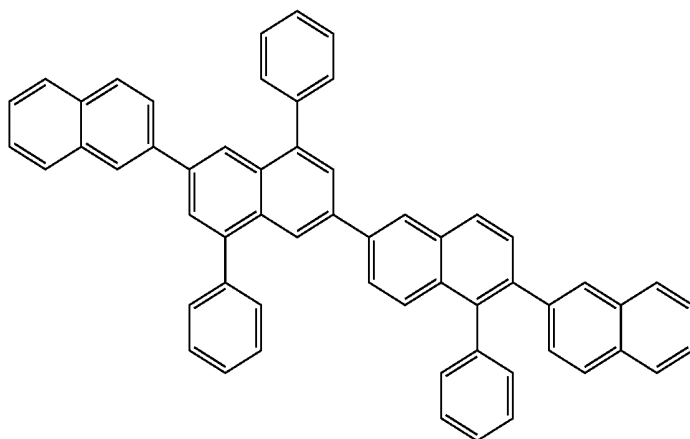
(D12)



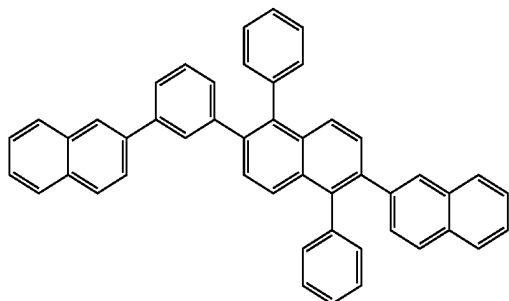
(D13)



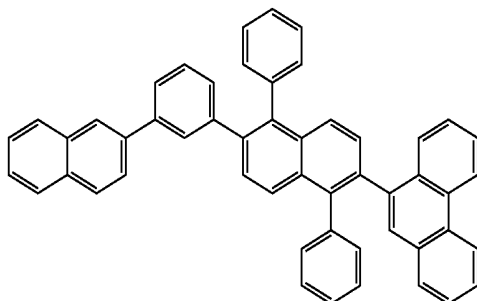
(D14)



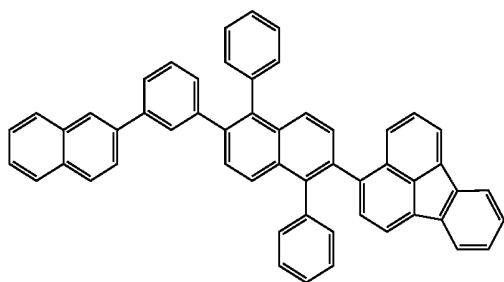
-continued
(E1)



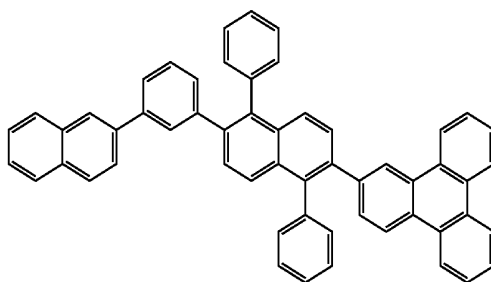
(E2)



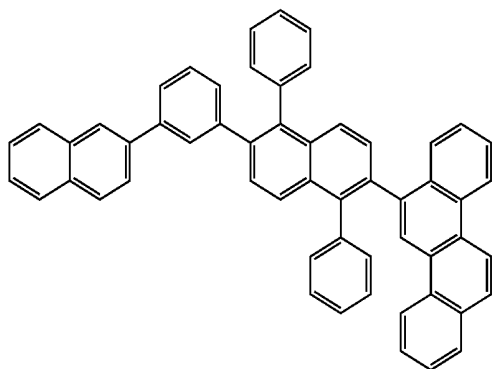
(E3)



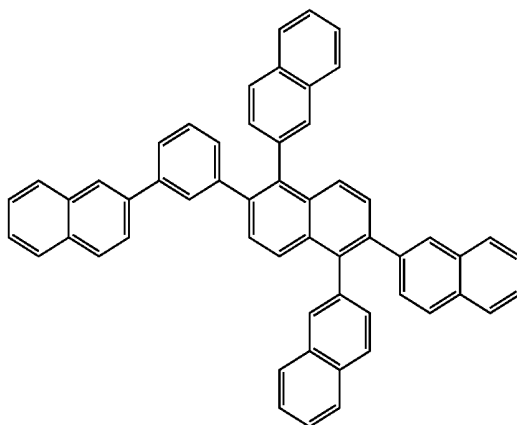
(E4)



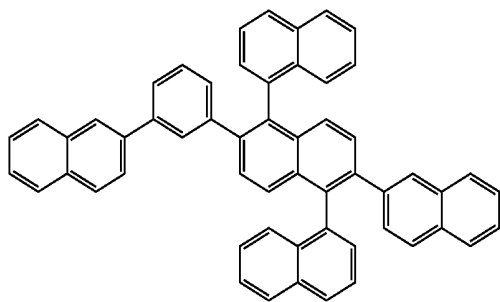
(E5)



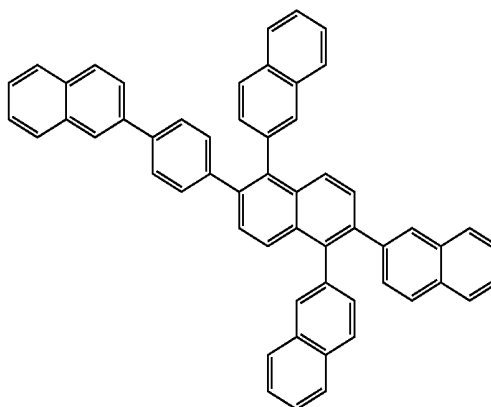
(E6)



(E7)

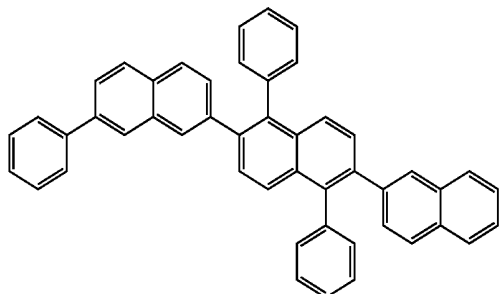


(E8)

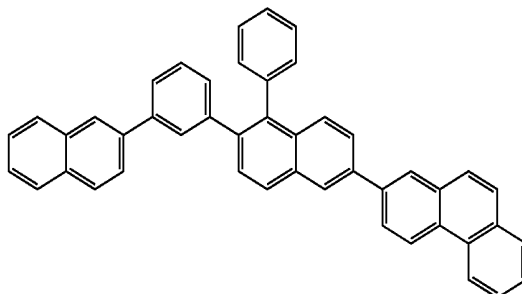


-continued

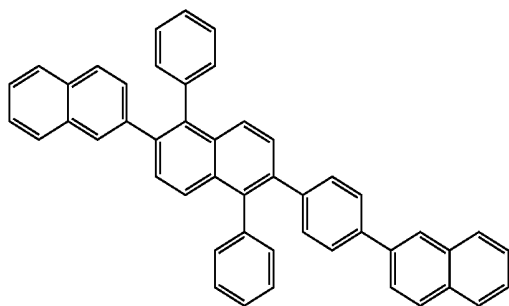
(E9)



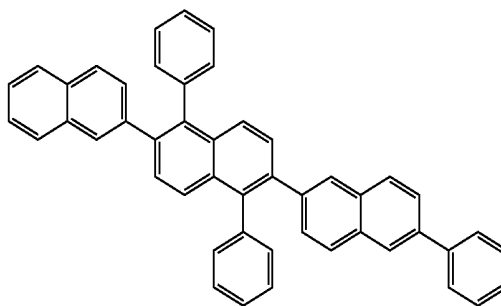
(E10)



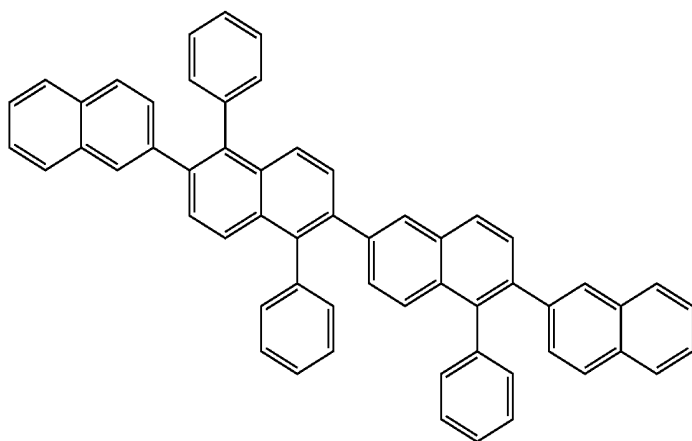
(E11)



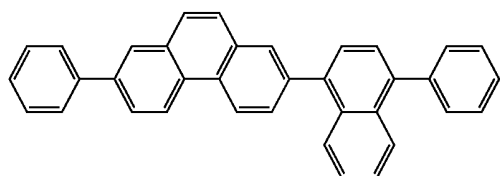
(E12)



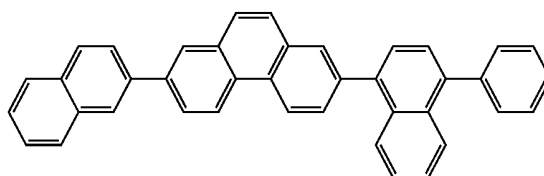
(E13)



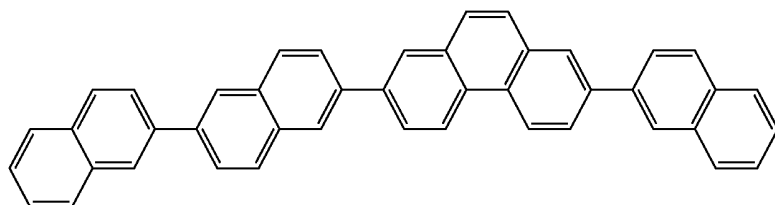
(F1)



(F2)

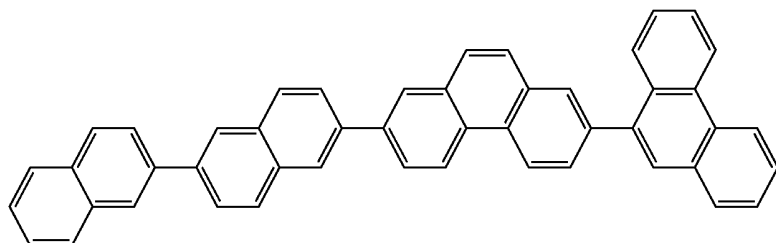


(F3)

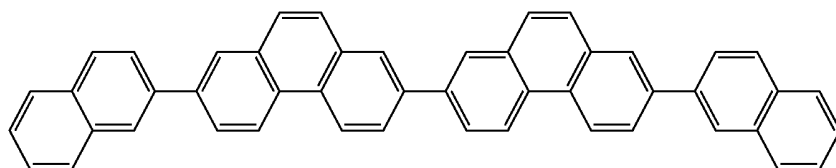


-continued

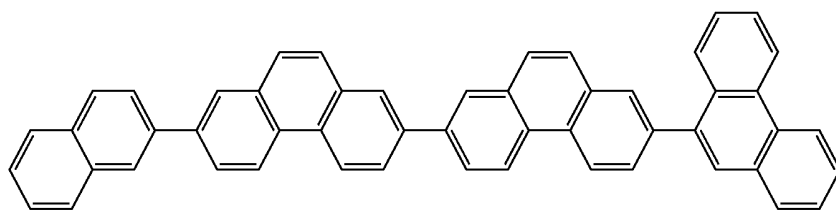
(F4)



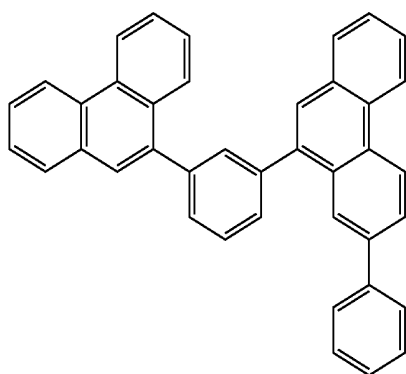
(F5)



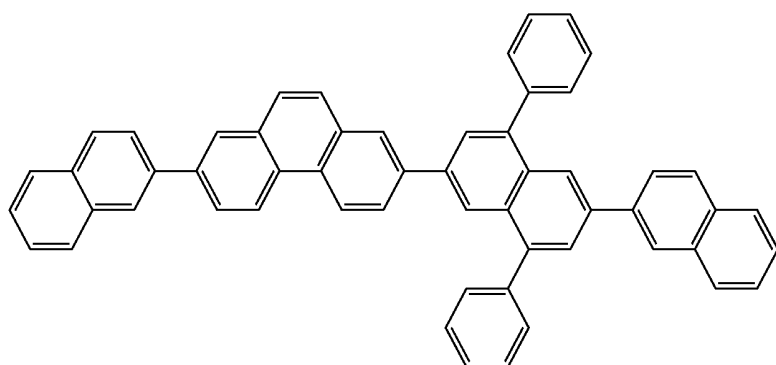
(F6)



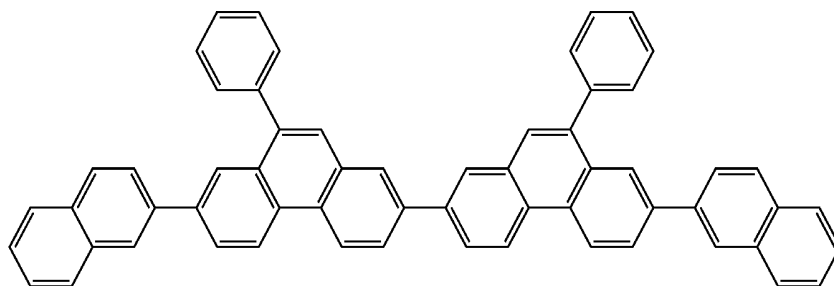
(F7)



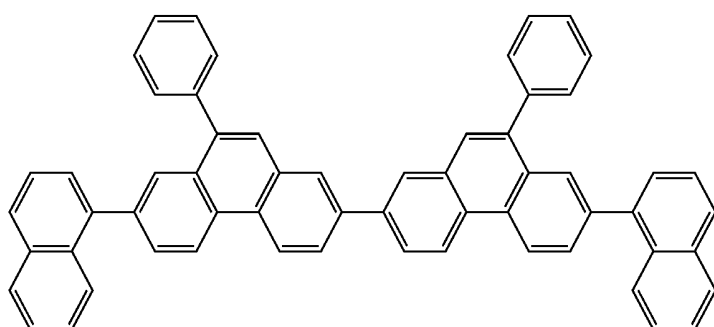
(F8)



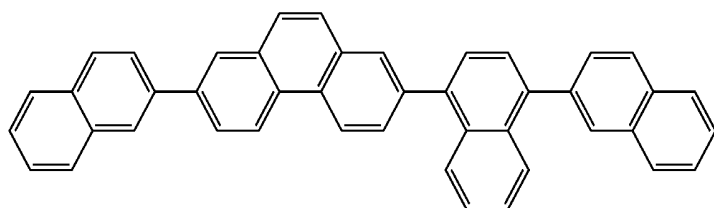
-continued



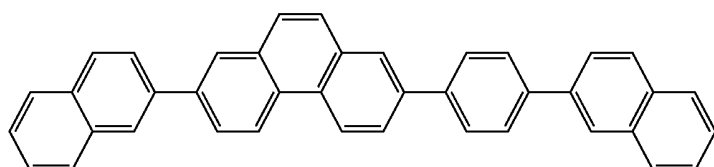
(F9)



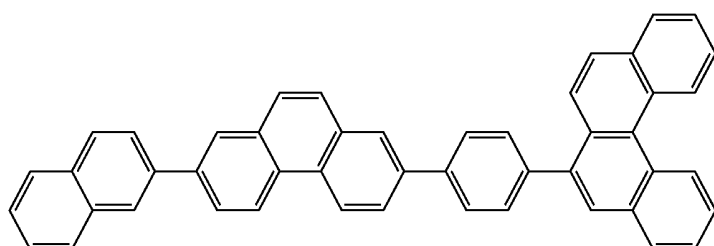
(F10)



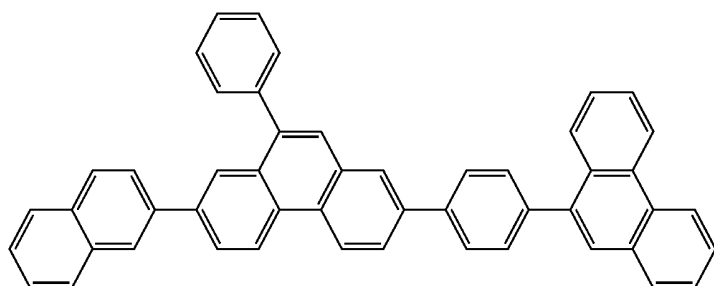
(F11)



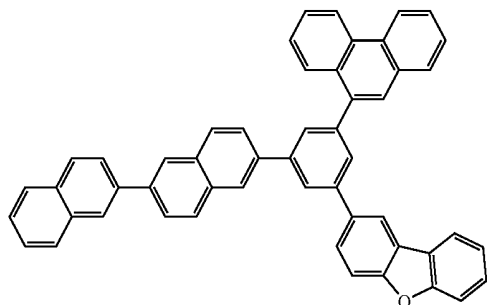
(F12)



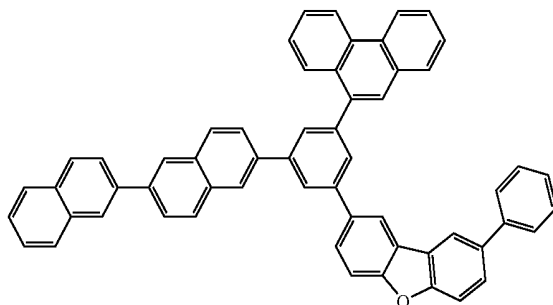
(F13)



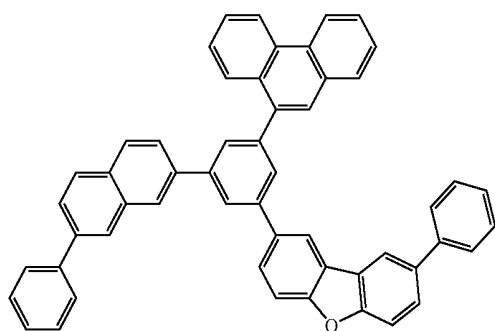
-continued
(F14)



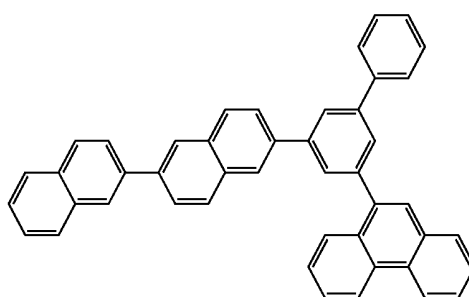
(F15)



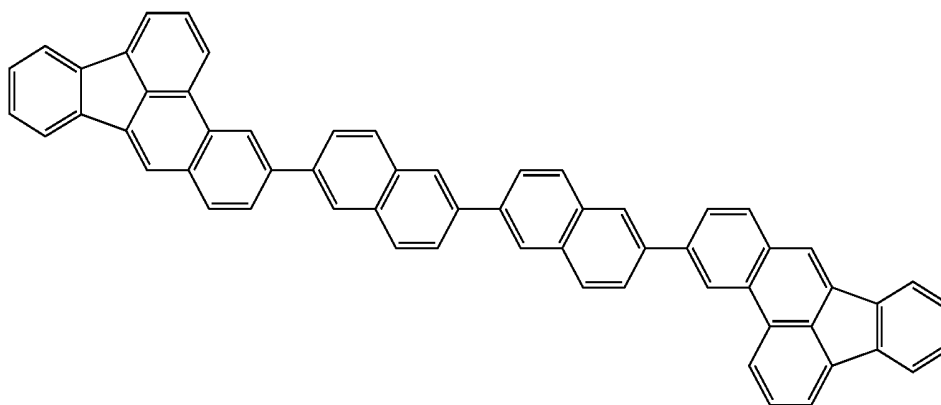
(F16)



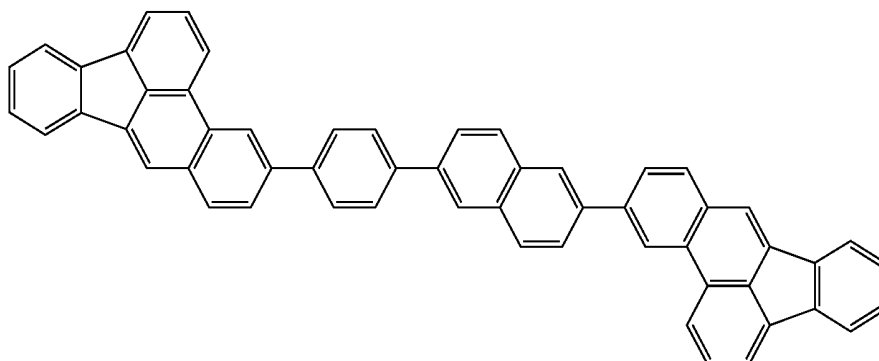
(F17)



(F18)



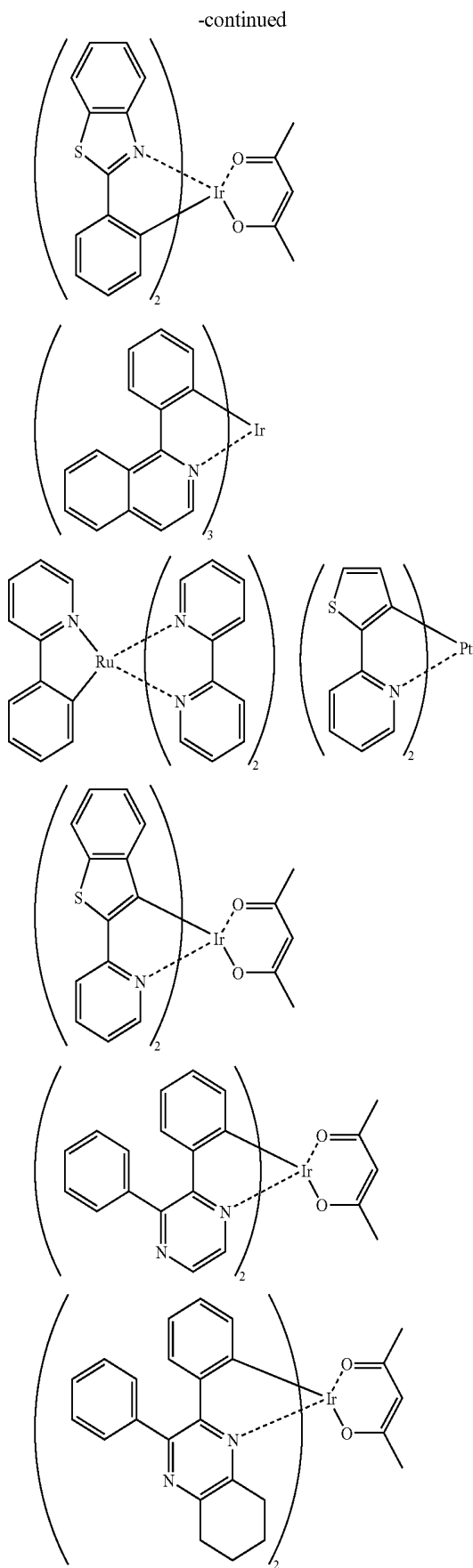
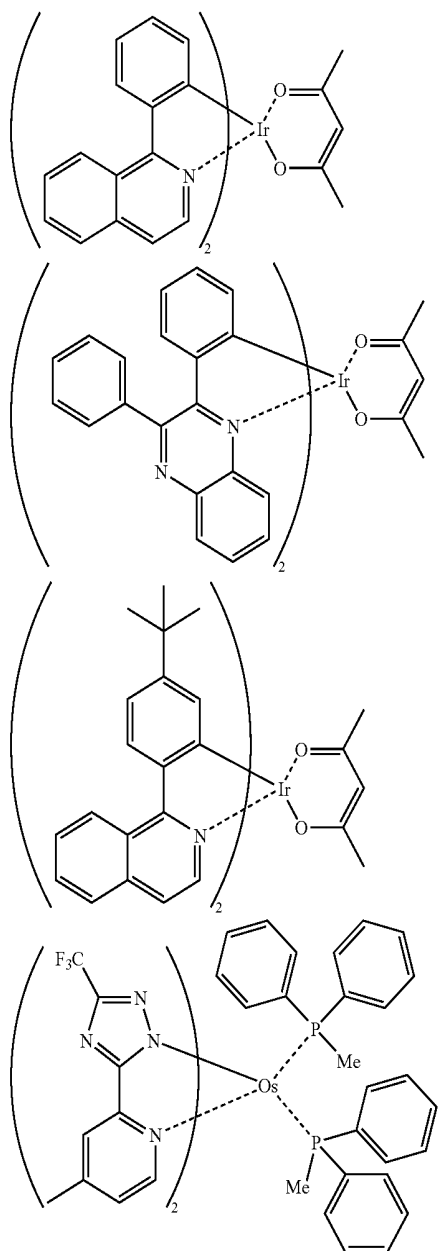
(F19)

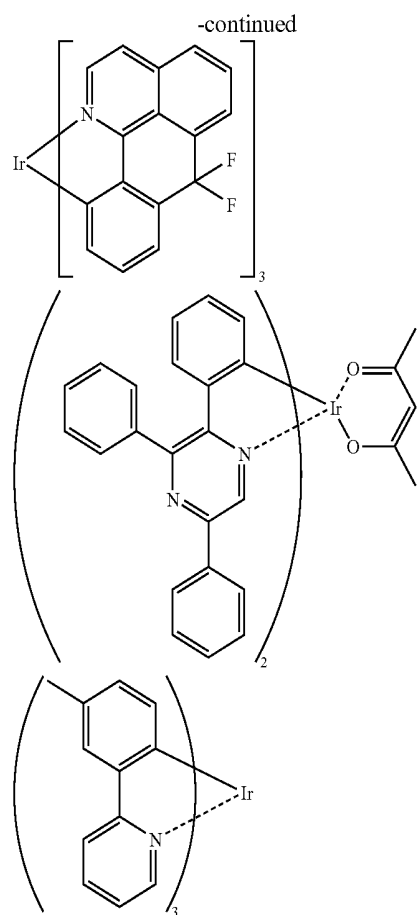
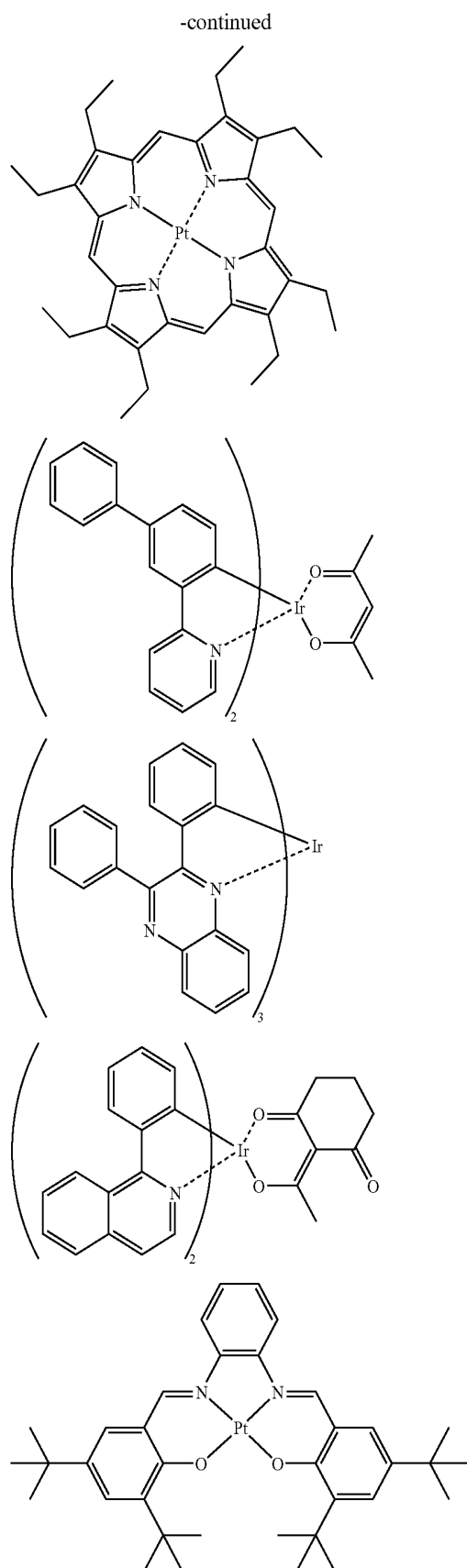


[0149] In the present invention, the phosphorescent material preferably contains a metal complex, and the metal complex preferably has a metal atom selected from a group consisting of Ir, Pt, Os, Au, Cu, Re and Ru, and an ligand. Particularly, the ligand preferably has an ortho-metal bond.

[0150] The phosphorescent material is preferably a compound containing a metal selected from a group of iridium (Ir), osmium (Os) and platinum (Pt) because such a compound, which exhibits high phosphorescence quantum yield, can further enhance external quantum efficiency of the emitting device. The phosphorescent material is more preferably a metal complex such as an iridium complex, an osmium complex or a platinum complex, among which an iridium complex and a platinum complex are more preferable and ortho metalation of an iridium complex is the most preferable.

[0151] Examples of such a preferable metal complex are shown below.





[0152] In the present invention, the at least one phosphorescent material contained in the emitting layer preferably emits light with the maximum wavelength of 520 to 720 nm. The maximum wavelength is more preferably in a range of 570 to 720 nm.

[0153] By doping the phosphorescent material (phosphorescent dopant) having such an emission wavelength to the specific host material usable for the present invention so as to form the emitting layer, the organic EL device can exhibit high efficiency.

[0154] In the organic EL device according to the present invention, the hole transporting layer (or the hole injecting layer) included therein may preferably contain the material for an organic EL device according to the present invention. Alternatively, when the organic EL device according to the present invention includes the electron transporting layer and/or the hole blocking layer, the electron transporting layer and/or the hole blocking layer may preferably contain the material for an organic EL device according to the present invention.

[0155] In the organic EL device according to the present invention, a reductive dopant may be preferably contained in an interfacial region between the cathode and the organic thin-film layer.

[0156] With this arrangement, the organic EL device can emit light with enhanced luminance intensity and have a longer lifetime.

[0157] The reductive dopant may be at least one compound selected from a group of an alkali metal, an alkali metal complex, an alkali metal compound, an alkali earth metal, an

alkali earth metal complex, an alkali earth metal compound, a rare-earth metal, a rare-earth metal complex, a rare-earth metal compound and the like.

[0158] Examples of the alkali metal are Na (work function: 2.36 eV), K (work function: 2.28 eV), Rb (work function: 2.16 eV), Cs (work function: 1.95 eV) and the like, among which a substance having a work function of 2.9 eV or less is particularly preferable. Among the above, the reductive dopant is preferably K, Rb or Cs, more preferably Rb or Cs, the most preferably Cs.

[0159] Examples of the alkali earth metal are Ca (work function: 2.9 eV), Sr (work function: 2.0 to 2.5 eV), Ba (work function: 2.52 eV), and the like, among which a substance having a work function of 2.9 eV or less is particularly preferable.

[0160] Examples of the rare-earth metal are Sc, Y, Ce, Tb, Yb and the like, among which a substance having a work function of 2.9 eV or less is particularly preferable.

[0161] Since the above preferable metals have particularly high reducibility, addition of a relatively small amount of these alkali metals to an electron injecting zone can enhance luminance intensity and lifetime of the organic EL device.

[0162] Examples of the alkali metal compound are an alkali oxide such as Li_2O , Cs_2O or K_2O , an alkali halogen compound such as LiF , NaF , CsF or KF and the like, among which LiF , Li_2O and NaF are preferable.

[0163] Examples of the alkali earth metal compound are BaO , SrO , CaO , a mixture thereof such as $\text{Ba}_x\text{Sr}_{1-x}\text{O}$ ($0 < x < 1$) or $\text{Ba}_x\text{Ca}_{1-x}\text{O}$ ($0 < x < 1$) and the like, among which BaO , SrO and CaO are preferable.

[0164] Examples of the rare-earth metal compound are YbF_3 , ScF_3 , ScO_3 , Y_2O_3 , Ce_2O_3 , GdF_3 , TbF_3 and the like, among which YbF_3 , ScF_3 and TbF_3 are preferable.

[0165] The alkali metal complex, the alkali earth metal complex and the rare-earth metal complex are not specifically limited, as long as at least one of alkali metal ion, alkali earth metal ion and rare-earth metal ion is contained therein as metal ion. Ligand for each of the complexes is preferably quinolinol, benzoquinolinol, acridinol, phenanthridinol, hydroxyphenyl oxazole, hydroxyphenyl thiazole, hydroxydiaryl oxadiazole, hydroxydiaryl thiadiazole, hydroxyphenyl pyridine, hydroxyphenyl benzoimidazole, hydroxybenzotriazole, hydroxy fluorane, bipyridyl, phenanthroline, phthalocyanine, porphyrin, cyclopentadiene, β -diketones, azomethines, or a derivative thereof, but the ligand is not limited thereto.

[0166] The reductive dopant is added to preferably form a layer or an island pattern in the interfacial region. The layer of the reductive dopant or the island pattern of the reductive dopant is preferably formed by depositing the reductive dopant by resistance heating deposition while an emitting material for forming the interfacial region or an organic substance as an electron-injecting material are simultaneously deposited, so that the reductive dopant is dispersed in the organic substance. Dispersion concentration at which the reductive dopant is dispersed in the organic substance is a mole ratio (organic substance to reductive dopant) of 100:1 to 1:100, preferably 5:1 to 1:5.

[0167] When the reductive dopant forms the layer, the emitting material or the electron injecting material for forming the organic layer of the interfacial region is initially layered, and the reductive dopant is subsequently deposited singularly thereon by resistance heating deposition to form a preferably 0.1 to 15 nm-thick layer.

[0168] When the reductive dopant forms the island pattern, the emitting material or the electron injecting material for forming the organic layer of the interfacial region is initially

formed in an island shape, and the reductive dopant is subsequently deposited singularly thereon by resistance heating deposition to form a preferably 0.05 to 1 nm-thick island shape.

[0169] A ratio of the main component to the reductive dopant in the organic EL device according to the present invention is preferably a mole ratio (main component to reductive dopant) of 5:1 to 1:5, more preferably 2:1 to 1:2.

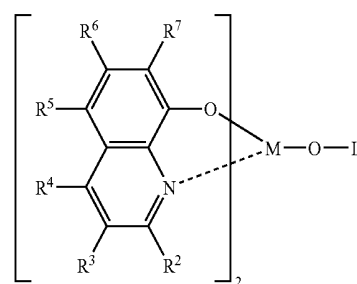
[0170] The organic EL device according to the present invention preferably includes the electron injecting layer between the emitting layer and the cathode, and the electron injecting layer preferably contains a nitrogen-containing cyclic derivative as the main component. The electron injecting layer may serve as the electron transporting layer.

[0171] It should be noted that "as the main component" means that the nitrogen-containing cyclic derivative is contained in the electron injecting layer with a content of 50 mass % or more.

[0172] The electron injecting layer or the electron transporting layer, which aids injection of the electrons into the emitting layer, has a high electron mobility. The electron injecting layer is provided for adjusting energy level, by which, for instance, sudden changes of the energy level can be reduced.

[0173] A preferable example of an electron transporting material for forming the electron injecting layer is an aromatic heterocyclic compound having in the molecule at least one heteroatom. Particularly, a nitrogen-containing cyclic derivative is preferable. The nitrogen-containing cyclic derivative is preferably an aromatic ring having a nitrogen-containing six-membered or five-membered ring skeleton, or a condensed aromatic cyclic compound having a nitrogen-containing six-membered or five-membered ring skeleton.

[0174] A preferable example of the nitrogen-containing cyclic derivative is a nitrogen-containing cyclic metal chelate complex represented by the following formula (A).



[0175] In the formula, R^2 to R^7 each independently represent a hydrogen atom, a halogen atom, an oxy group, an amino group, a hydrocarbon group having 1 to 40 carbon atoms, an alkoxy group, an aryloxy group, an alkoxy carbonyl group or a heterocyclic group. R^2 to R^7 may be substituted or unsubstituted.

[0176] Examples of the halogen atom are fluorine, chlorine, bromine, iodine and the like. Examples of a substituted or unsubstituted amino group are an alkylamino group, an arylamino group and an aralkylamino group.

[0177] Examples of the hydrocarbon group having 1 to 40 carbon atoms are a substituted or unsubstituted alkyl group, an alkenyl group, a cycloalkyl group, an aryl group, an aralkyl group and the like.

[0178] Examples of the alkyl group are a methyl group, ethyl group, propyl group, isopropyl group, n-butyl group, s-butyl group, isobutyl group, t-butyl group, n-pentyl group,

n-hexyl group, n-heptyl group, n-octyl group, n-nonyl group, n-decyl group, n-undecyl group, n-dodecyl group, n-tridecyl group, n-tetradecyl group, n-pentadecyl group, n-hexadecyl group, n-heptadecyl group, n-octadecyl group, neo-pentyl group, 1-methylpentyl group, 2-methylpentyl group, 1-pentylhexyl group, 1-butylpentyl group, 1-heptyloctyl group, 3-methylpentyl group, hydroxymethyl group, 1-hydroxyethyl group, 2-hydroxyethyl group, 2-hydroxyisobutyl group, 1,2-dihydroxyethyl group, 1,3-dihydroxyisopropyl group, 2,3-dihydroxy-t-butyl group, 1,2,3-trihydroxypropyl group, chloromethyl group, 1-chloroethyl group, 2-chloroethyl group, 2-chloroisobutyl group, 1,2-dichloroethyl group, 1,3-dichloroisopropyl group, 2,3-dichloro-t-butyl group, 1,2,3-trichloropropyl group, bromomethyl group, 1-bromoethyl group, 2-bromoethyl group, 2-bromoisobutyl group, 1,2-dibromoethyl group, 1,3-dibromoisopropyl group, 2,3-dibromo-t-butyl group, 1,2,3-tribromopropyl group, iodomethyl group, 1-iodoethyl group, 2-iodoethyl group, 2-iodoisobutyl group, 1,2-diiodoethyl group, 1,3-diiodoisopropyl group, 2,3-diiodo-t-butyl group, 1,2,3-triiodopropyl group, aminomethyl group, 1-aminoethyl group, 2-aminoethyl group, 2-aminoisobutyl group, 1,2-diaminoethyl group, 1,3-diaminoisopropyl group, 2,3-diamino-t-butyl group, 1,2,3-triaminopropyl group, cyanomethyl group, 1-cyanoethyl group, 2-cyanoethyl group, 2-cyanoisobutyl group, 1,2-dicyanoethyl group, 1,3-dicyanoisopropyl group, 2,3-dicyano-t-butyl group, 1,2,3-tricyanopropyl group, nitromethyl group, 1-nitroethyl group, 2-nitroethyl group, 1,2-dinitroethyl group, 2,3-dinitro-t-butyl group and 1,2,3-trinitropropyl group.

[0179] Among the above, the alkyl group is preferably a methyl group, an ethyl group, a propyl group, an isopropyl group, an n-butyl group, a s-butyl group, an isobutyl group, a t-butyl group, an n-pentyl group, an n-hexyl group, an n-heptyl group, an n-octyl group, an n-nonyl group, an n-decyl group, an n-undecyl group, an n-dodecyl group, an n-tridecyl group, an n-tetradecyl group, an n-pentadecyl group, an n-hexadecyl group, an n-heptadecyl group, an n-octadecyl group, an neo-pentyl group, a 1-methylpentyl group, a 1-pentylhexyl group, a 1-butylpentyl group, or a 1-heptyloctyl group.

[0180] Examples of the alkenyl group are a vinyl group, allyl group, 1-butenyl group, 2-butenyl group, 3-butenyl group, 1,3-butanediethyl group, 1-methylvinyl group, styryl group, 2,2-diphenylvinyl group, 1,2-diphenylvinyl group, 1-methylallyl group, 1,1-dimethylallyl group, 2-methylallyl group, 1-phenylallyl group, 2-phenylallyl group, 3-phenylallyl group, 3,3-diphenylallyl group, 1,2-dimethylallyl group, 1-phenyl-1-butenyl group and 3-phenyl-1-butenyl group, among which a styryl group, 2,2-phenylvinyl group, 1,2-diphenylvinyl group and the like are preferable.

[0181] Examples of the cycloalkyl group are a cyclopentyl group, cyclohexyl group, cyclooctyl group, and 3,5-tetramethylcyclohexyl group, among which cyclohexyl group, cyclooctyl group and 3,5-tetramethylcyclohexyl group are preferable.

[0182] The alkoxy group is a group represented by —OY. Examples of Y are the same as the examples described in relation to the alkyl group, and preferable examples of Y are also the same as those described in relation to the alkyl group.

[0183] Examples of non-condensed aryl group are a phenyl group, biphenyl-2-yl group, biphenyl-3-yl group, biphenyl-4-yl group, p-terphenyl-4-yl group, p-terphenyl-3-yl group, p-terphenyl-2-yl group, m-terphenyl-4-yl group, m-terphenyl-3-yl group, m-terphenyl-2-yl group, o-tolyl group, m-tolyl group, p-tolyl group, p-t-butylphenyl group, p-(2-phenylpropyl)phenyl group, 4'-methylbiphenyl group,

4"-t-butyl-p-terphenyl-4-yl group, o-cumenyl group, m-cumenyl group, p-cumenyl group, 2,3-xylyl group, 3,4-xylyl group, 2,5-xylyl group, mesityl group, m-quarter-phenyl group and the like.

[0184] Among the above, a phenyl group, a biphenyl-2-yl group, a biphenyl-3-yl group, a biphenyl-4-yl group, an m-terphenyl-4-yl group, an m-terphenyl-3-yl group, an m-terphenyl-2-yl group, a p-tolyl group, a 3,4-xylyl group, an m-quarter-phenyl-2-yl group are preferable.

[0185] Examples of a condensed aryl group are a 1-naphthyl group and 2-naphthyl group.

[0186] The heterocyclic group, which may be monocyclic or condensed, preferably has 1 to 20 carbon atoms forming the ring, more preferably 1 to 12 carbon atoms forming the ring, further preferably 2 to 10 carbon atoms forming the ring. The heterocyclic group is an aromatic heterocyclic group having at least one heteroatom selected from a group of a nitrogen atom, an oxygen atom, a sulfur atom and a selenium atom. Examples of the heterocyclic group are groups induced by pyrrolidine, piperidine, piperazine, morpholine, thiophene, selenophene, furane, pyrrole, imidazole, pyrazole, pyridine, pyrazine, pyridazine, pyrimidine, triazole, triazine, indole, indazole, purine, thiazoline, thiazole, thiadiazole, oxazoline, oxazole, oxadiazole, quinoline, isoquinoline, phthalazine, naphthyridine, quinoxaline, quinazoline, cinnoline, pteridine, acridine, phenanthroline, phenazine, tetrazole, benzimidazole, benzoxazole, benzothiazole, benzotriazole, tetra-aza indene, carbazole, azepine and the like, preferably groups induced by furane, thiophene, pyridine, pyrazine, pyrimidine, pyridazine, triazine, quinoline, phthalazine, naphthyridine, quinoxaline and quinazoline, further preferably groups induced by furane, thiophene, pyridine and quinoline, further more preferably a quinolinyl group.

[0187] Examples of the aralkyl group are a benzyl group, 1-phenylethyl group, 2-phenylethyl group, 1-phenylisopropyl group, 2-phenylisopropyl group, phenyl-t-butyl group, α -naphthylmethyl group, 1- α -naphthylethyl group, 2- α -naphthylethyl group, 1- α -naphthylisopropyl group, 2- α -naphthylisopropyl group, β -naphthylmethyl group, 1- β -naphthylethyl group, 2- β -naphthylethyl group, 1- β -naphthylisopropyl group, 2- β -naphthylisopropyl group, p-methylbenzyl group, m-methylbenzyl group, o-methylbenzyl group, p-chlorobenzyl group, m-chlorobenzyl group, o-chlorobenzyl group, p-bromobenzyl group, m-bromobenzyl group, o-bromobenzyl group, p-iodobenzyl group, m-iodobenzyl group, o-iodobenzyl group, p-hydroxybenzyl group, m-hydroxybenzyl group, o-hydroxybenzyl group, p-aminobenzyl group, m-aminobenzyl group, o-aminobenzyl group, p-nitrobenzyl group, m-nitrobenzyl group, o-nitrobenzyl group, p-cyanobenzyl group, m-cyanobenzyl group, o-cyanobenzyl group, 1-hydroxy-2-phenylisopropyl group, 1-chloro-2-phenylisopropyl group and the like.

[0188] Among the above, a benzyl group, p-cyanobenzyl group, m-cyanobenzyl group, o-cyanobenzyl group, 1-phenylethyl group, 2-phenylethyl group, 1-phenylisopropyl group and 2-phenylisopropyl group.

[0189] The aryloxy group is represented by —OY'. Preferable examples of Y' are a phenyl group, 1-naphthyl group, 2-naphthyl group, 1-anthryl group, 2-anthryl group, 9-anthryl group, 1-phenanthryl group, 2-phenanthryl group, 3-phenanthryl group, 4-phenanthryl group, 9-phenanthryl group, 1-naphthacenyl group, 2-naphthacenyl group, 9-naphthacenyl group, 1-pyrenyl group, 2-pyrenyl group, 4-pyrenyl group, 2-biphenyl group, 3-biphenyl group, 4-biphenyl group, p-terphenyl-4-yl group, p-terphenyl-3-yl group, p-terphenyl-2-yl group, m-terphenyl-4-yl group, m-terphenyl-3-yl group, m-terphenyl-2-yl group, o-tolyl group, m-tolyl

group, p-tolyl group, p-t-butylphenyl group, p-(2-phenylpropyl)phenyl group, 3-methyl-2-naphthyl group, 4-methyl-1-naphthyl group, 4-methyl-1-anthryl group, 4'-methylbiphenyl group, 4"-t-butyl-p-terphenyl-4-yl group and the like.

[0190] A heteroaryloxy group of the aryloxy group is represented by —OZ' . Examples of Z' are a 2-pyroryl group, 3-pyroryl group, pyrazinyl group, 2-pyridinyl group, 3-pyridinyl group, 4-pyridinyl group, 2-indolyl group, 3-indolyl group, 4-indolyl group, 5-indolyl group, 6-indolyl group, 7-indolyl group, 1-isindolyl group, 3-isindolyl group, 4-isindolyl group, 5-isindolyl group, 6-isindolyl group, 7-isindolyl group, 2-furyl group, 3-furyl group, 2-benzofuranyl group, 3-benzofuranyl group, 4-benzofuranyl group, 5-benzofuranyl group, 6-benzofuranyl group, 7-benzofuranyl group, 1-isobenzofuranyl group, 3-isobenzofuranyl group, 4-isobenzofuranyl group, 5-isobenzofuranyl group, 6-isobenzofuranyl group, 7-isobenzofuranyl group, 2-quinolyl group, 3-quinolyl group, 4-quinolyl group, 5-quinolyl group, 6-quinolyl group, 7-quinolyl group, 8-quinolyl group, 1-isoquinolyl group, 3-isoquinolyl group, 4-isoquinolyl group, 5-isoquinolyl group, 6-isoquinolyl group, 7-isoquinolyl group, 8-isoquinolyl group, 2-quinoxalanyl group, 5-quinoxalanyl group, 6-quinoxalanyl group, 1-carbazolyl group, 2-carbazolyl group, 3-carbazolyl group, 4-carbazolyl group, 1-phenanthrydinyl group, 2-phenanthrydinyl group, 3-phenanthrydinyl group, 4-phenanthrydinyl group, 6-phenanthrydinyl group, 7-phenanthrydinyl group, 8-phenanthrydinyl group, 9-phenanthrydinyl group, 10-phenanthrydinyl group, 1-acridinyl group, 2-acridinyl group, 3-acridinyl group, 4-acridinyl group, 9-acridinyl group, 1,7-phenanthroline-2-yl group, 1,7-phenanthroline-3-yl group, 1,7-phenanthroline-4-yl group, 1,7-phenanthroline-5-yl group, 1,7-phenanthroline-6-yl group, 1,7-phenanthroline-8-yl group, 1,7-phenanthroline-9-yl group, 1,7-phenanthroline-10-yl group, 1,8-phenanthroline-2-yl group, 1,8-phenanthroline-3-yl group, 1,8-phenanthroline-4-yl group, 1,8-phenanthroline-5-yl group, 1,8-phenanthroline-6-yl group, 1,8-phenanthroline-7-yl group, 1,8-phenanthroline-9-yl group, 1,8-phenanthroline-10-yl group, 1,9-phenanthroline-2-yl group, 1,9-phenanthroline-3-yl group, 1,9-phenanthroline-4-yl group, 1,9-phenanthroline-5-yl group, 1,9-phenanthroline-6-yl group, 1,9-phenanthroline-7-yl group, 1,9-phenanthroline-8-yl group, 1,9-phenanthroline-10-yl group, 1,10-phenanthroline-2-yl group, 1,10-phenanthroline-3-yl group, 1,10-phenanthroline-4-yl group, 1,10-phenanthroline-5-yl group, 2,9-phenanthroline-1-yl group, 2,9-phenanthroline-3-yl group, 2,9-phenanthroline-4-yl group, 2,9-phenanthroline-5-yl group, 2,9-phenanthroline-6-yl group, 2,9-phenanthroline-7-yl group, 2,9-phenanthroline-8-yl group, 2,9-phenanthroline-10-yl group, 2,8-phenanthroline-1-yl group, 2,8-phenanthroline-3-yl group, 2,8-phenanthroline-4-yl group, 2,8-phenanthroline-5-yl group, 2,8-phenanthroline-6-yl group, 2,8-phenanthroline-7-yl group, 2,8-phenanthroline-9-yl group, 2,8-phenanthroline-10-yl group, 2,7-phenanthroline-1-yl group, 2,7-phenanthroline-3-yl group, 2,7-phenanthroline-4-yl group, 2,7-phenanthroline-5-yl group, 2,7-phenanthroline-6-yl group, 2,7-phenanthroline-8-yl group, 2,7-phenanthroline-9-yl group, 2,7-phenanthroline-10-yl group, 1-phenazinyl group, 2-phenazinyl group, 1-phenothiazinyl group, 2-phenothiazinyl group, 3-phenothiazinyl group, 4-phenothiazinyl group, 1-phenoxazinyl group, 2-phenoxazinyl group, 3-phenoxazinyl group, 4-phenoxazinyl group, 2-oxazolyl group, 4-oxazolyl group, 5-oxazolyl group, 2-oxadiazolyl group, 5-oxadiazolyl group, 3-furazanyl group, 2-thienyl group, 3-thienyl group, 2-methylpyrrole-1-yl group, 2-methylpyrrole-3-yl group, 2-methylpyrrole-4-yl group, 2-methylpyrrole-5-yl

group, 3-methylpyrrole-1-yl group, 3-methylpyrrole-2-yl group, 3-methylpyrrole-4-yl group, 3-methylpyrrole-5-yl group, 2-t-butylpyrrole-3-yl group, 3-(2-phenylpropyl)pyrrole-1-yl group, 2-methyl-1-indolyl group, 4-methyl-1-indolyl group, 2-methyl-3-indolyl group, 4-methyl-3-indolyl group, 2-t-butyl-1-indolyl group, 4-t-butyl-1-indolyl group, 2-t-butyl-3-indolyl group, 4-t-butyl-3-indolyl group and the like.

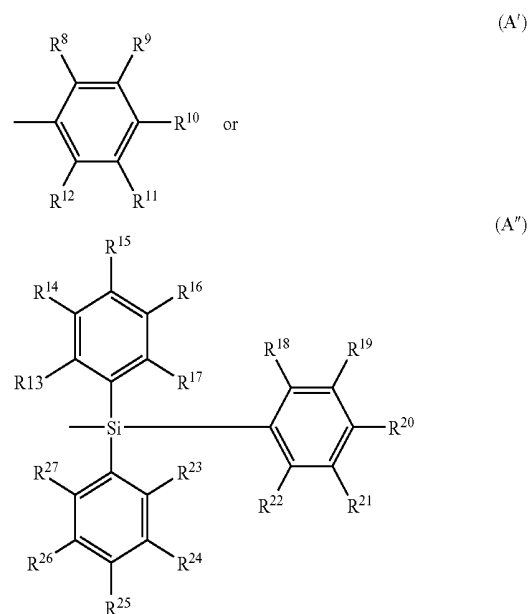
[0191] The alkoxycarbonyl group is represented by —COOY' . Examples of Y' are the same as the examples of the alkyl group.

[0192] The alkylamino group and the aralkylamino group are represented by $\text{—NQ}^1\text{Q}^2$. Examples for each of Q^1 and Q^2 are the same as the examples described in relation to the alkyl group and the aralkyl group, and preferable examples for each of Q^1 and Q^2 are also the same as those described in relation to the alkyl group and the aralkyl group. Either one of Q^1 and Q^2 may be a hydrogen atom.

[0193] The arylamino group is represented by $\text{—NAr}^1\text{Ar}^2$. Examples for each of Ar^1 and Ar^2 are the same as the examples described in relation to the non-condensed aryl group and the condensed aryl group. Either one of Ar^1 and Ar^2 may be a hydrogen atom.

[0194] M represents aluminum (Al), gallium (Ga) or indium (In), among which In is preferable.

[0195] L in the formula (A) represents a group represented by the following formula (A') or the following formula (A'').



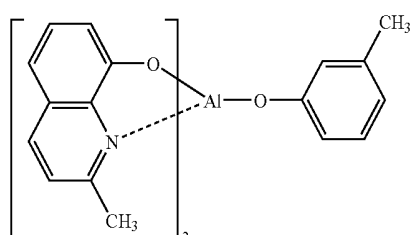
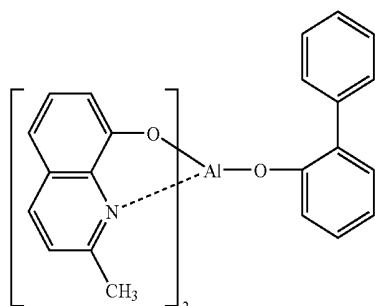
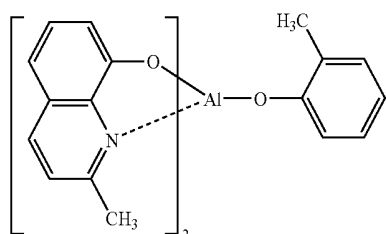
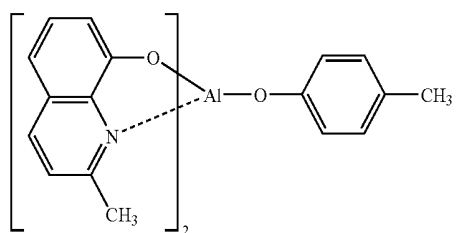
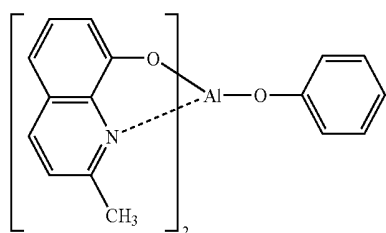
[0196] In the formula, R^8 to R^{12} each independently represent a hydrogen atom or a substituted or unsubstituted hydrocarbon group having 1 to 40 carbon atoms. Adjacent groups may form a cyclic structure. R^{13} to R^{27} each independently represent a hydrogen atom or a substituted or unsubstituted hydrocarbon group having 1 to 40 carbon atoms. Adjacent groups may form a cyclic structure.

[0197] Examples of the hydrocarbon group having 1 to 40 carbon atoms represented by each of R^8 to R^{12} and R^{13} to R^{27} in the formulae (A') and (A'') are the same as those of R^2 to R^7 .

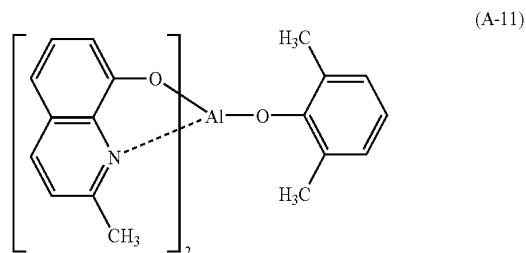
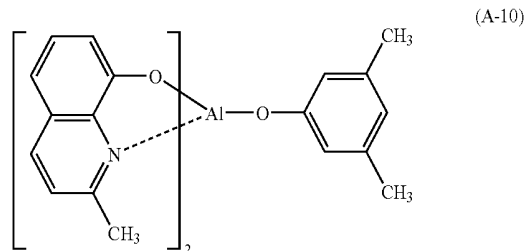
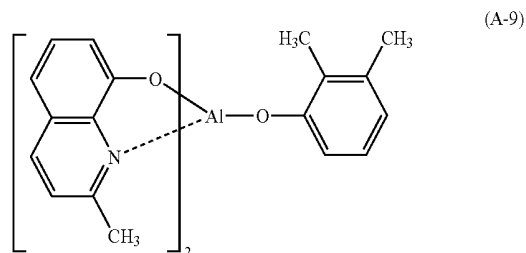
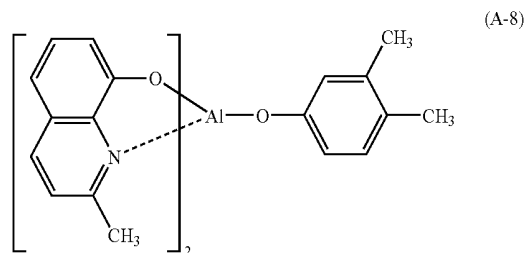
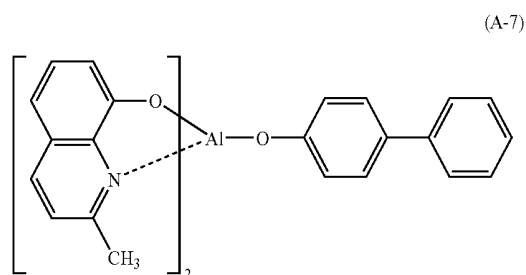
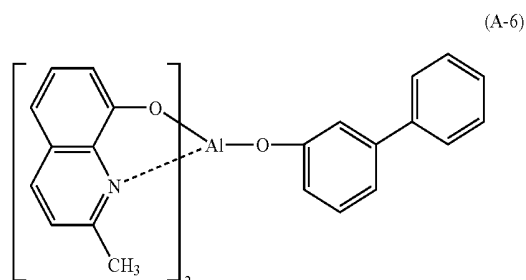
[0198] Examples of a divalent group formed when an adjacent set of R^8 to R^{12} and R^{13} to R^{27} forms a cyclic structure are a tetramethylene group, a pentamethylene group, a hexam-

ethylene group, a diphenylmethane-2,2'-diyl group, a diphenylethane-3,3'-diyl group, a diphenylpropane-4,4'-diyl group and the like.

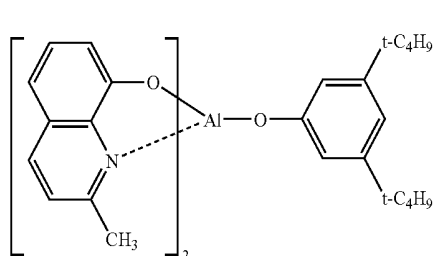
[0199] Examples of the nitrogen-containing cyclic metal chelate complex represented by the formula (A) will be shown below. However, the nitrogen-containing cyclic metal chelate complex is not limited to the exemplary compounds shown below.



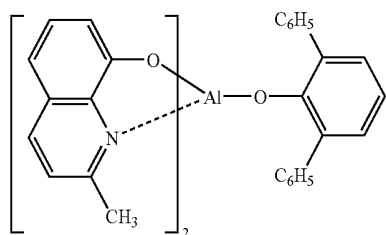
-continued



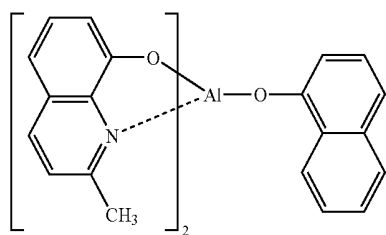
-continued



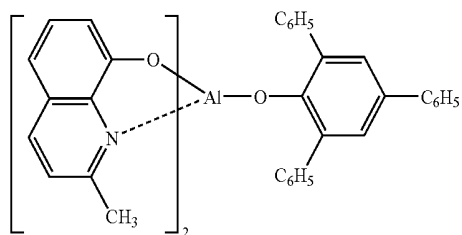
(A-12)



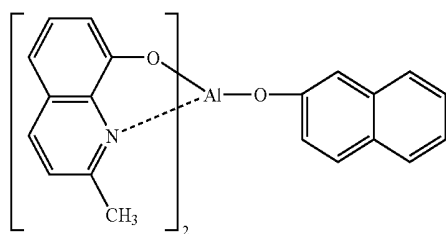
(A-13)



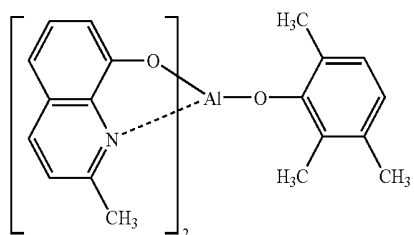
(A-14)



(A-15)

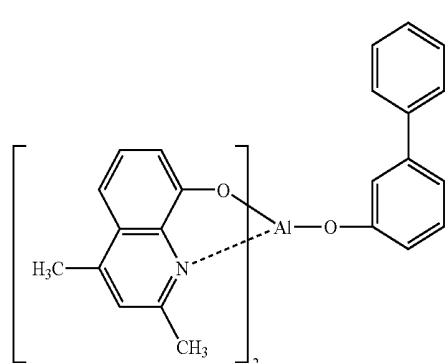


(A-16)

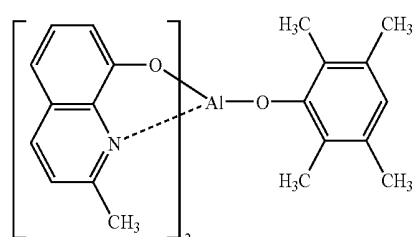


(A-17)

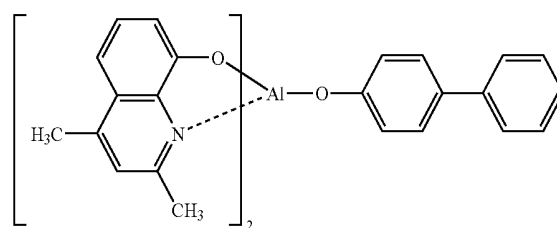
-continued



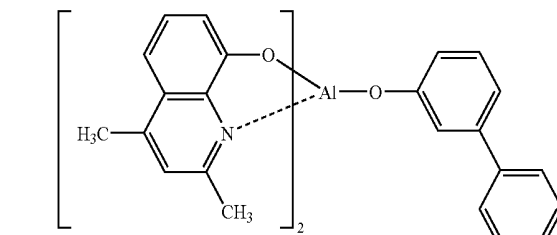
(A-18)



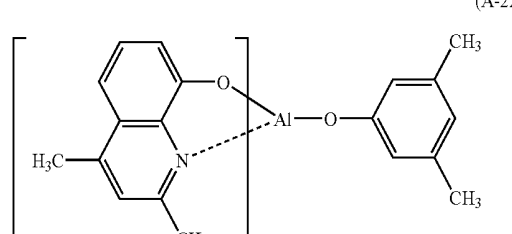
(A-19)



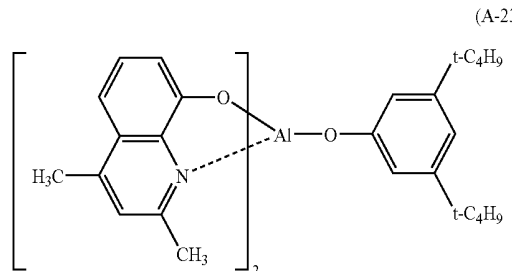
(A-20)



(A-21)

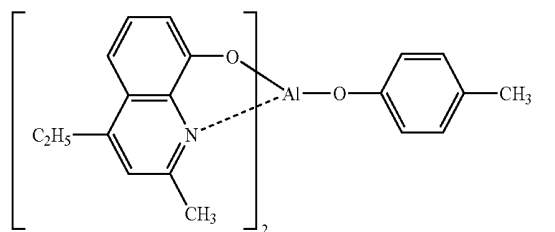


(A-22)

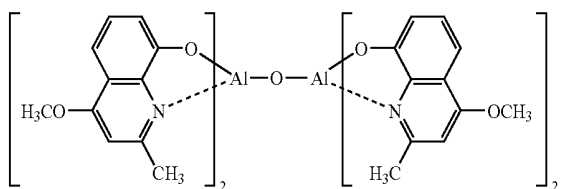
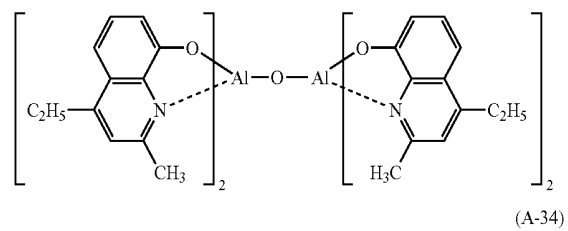
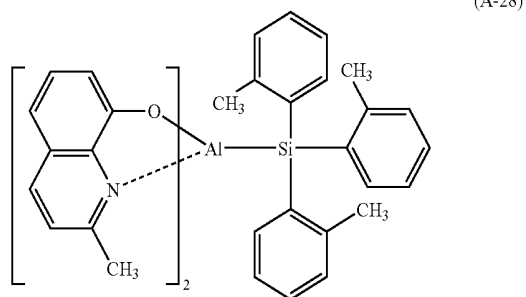
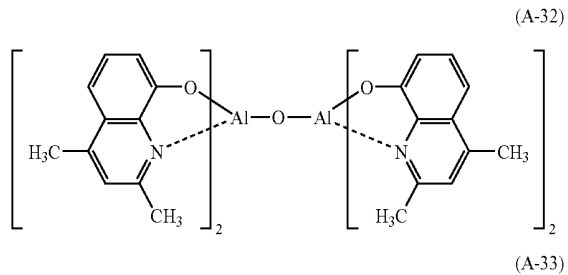
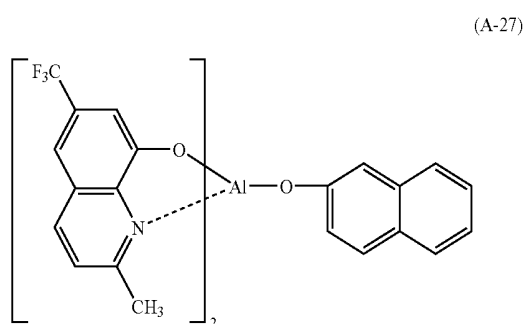
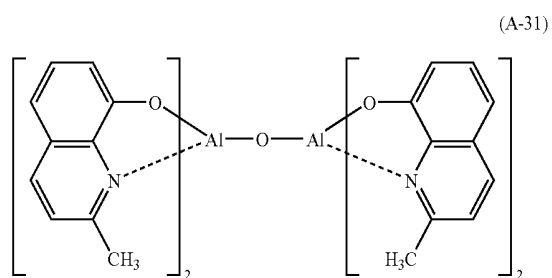
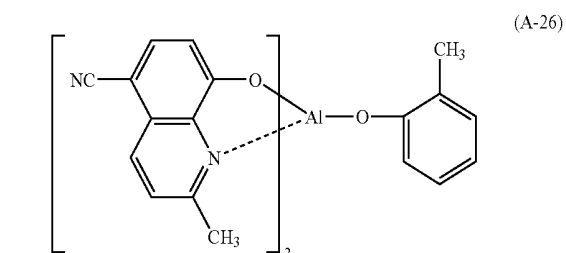
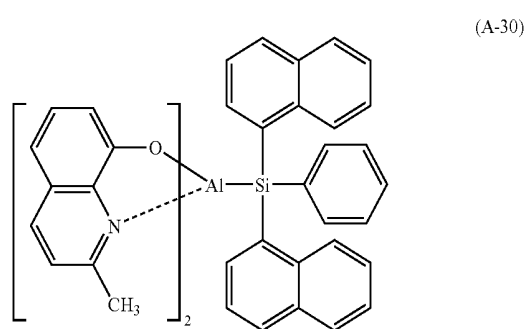
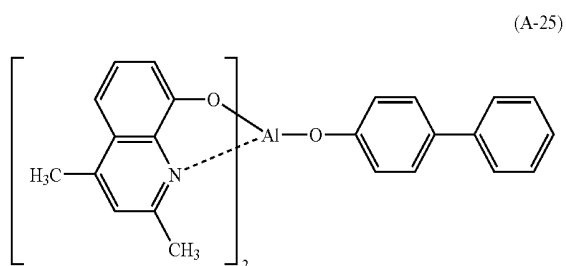
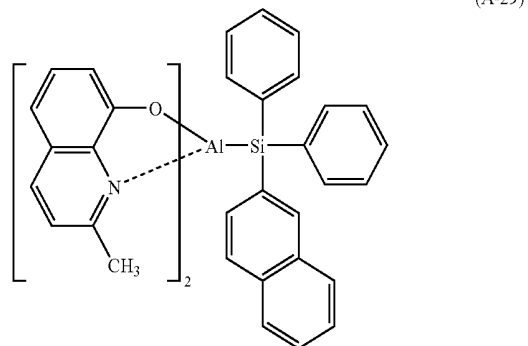


(A-23)

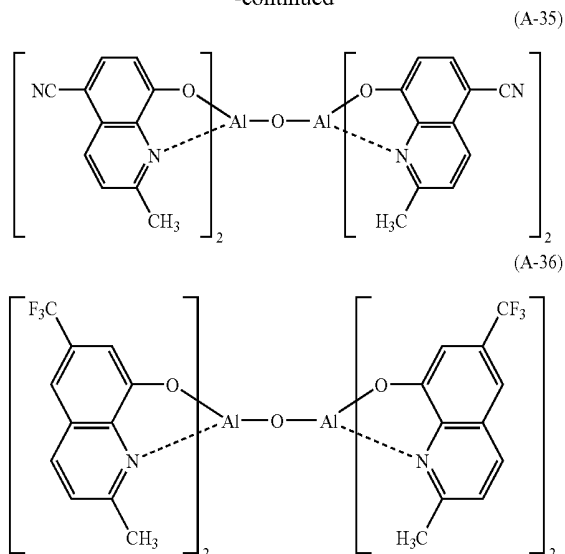
-continued



-continued



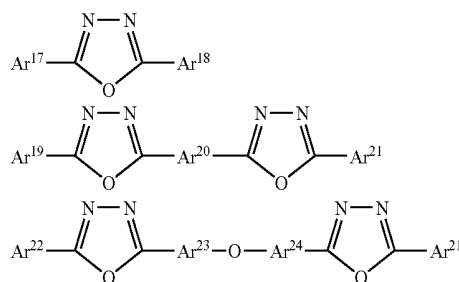
-continued



[0200] According to the present invention, the electron injecting layer or the electron transporting layer preferably contains a nitrogen-containing heterocyclic derivative.

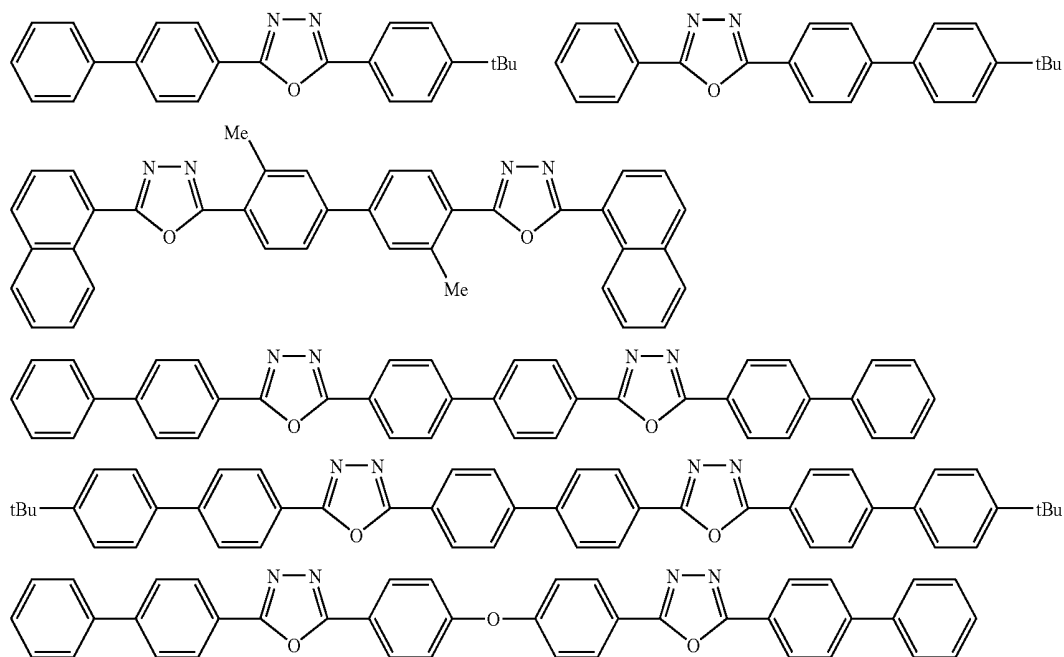
[0201] The electron injecting layer or the electron transporting layer, which aids injection of the electrons into the emitting layer, has a high electron mobility. The electron injecting layer is provided for adjusting energy level, by which, for instance, sudden changes of the energy level can be reduced. As a material for the electron injecting layer or the electron transporting layer, 8-hydroxyquinoline or a metal complex of its derivative, an oxadiazole derivative and a

nitrogen-containing heterocyclic derivative are preferable. An example of the 8-hydroxyquinoline or the metal complex of its derivative is a metal chelate oxinoid compound containing a chelate of oxine (typically 8-quinolinol or 8-hydroxyquinoline). For instance, tris(8-quinolinol) aluminum can be used. Examples of the oxadiazole derivative are as follows.



[0202] In the formula, Ar^{17} , Ar^{18} , Ar^{19} , Ar^{21} , Ar^{22} and Ar^{25} each represent a substituted or unsubstituted aryl group. Ar^{17} , Ar^{19} and Ar^{22} may be respectively the same as or different from Ar^{18} , Ar^{21} and Ar^{25} . Ar^{20} , Ar^{23} and Ar^{24} each represent a substituted or unsubstituted arylene group. Ar^{23} and Ar^{24} may be mutually the same or different.

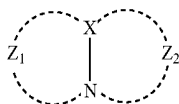
[0203] Examples of the arylene group are a phenylene group, a naphthylene group, a biphenylene group, an anthracylene group, a perylene group and a pyrenylene group. Examples of the substituent therefor are an alkyl group having 1 to 10 carbon atoms, an alkoxy group having 1 to 10 carbon atoms and a cyano group. Such an electron transport compound is preferably an electron transport compound that can be favorably formed into a thin film(s). Examples of the electron transport compounds are as follows.



[0204] An example of the nitrogen-containing heterocyclic derivative is a nitrogen-containing heterocyclic derivative that is not a metal complex, the derivative being formed of an organic compound represented by either one of the following general formulae. Examples of the nitrogen-containing heterocyclic derivative are five-membered ring or six-membered ring derivative having a skeleton represented by the formula (A) and a derivative having a structure represented by the formula (B).



(A)



(B)

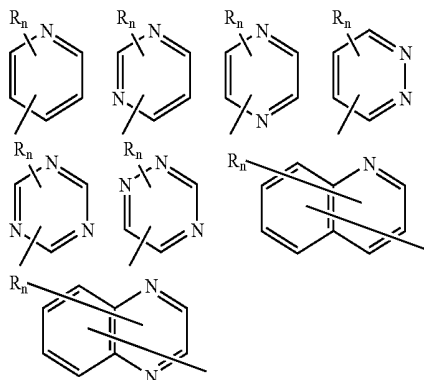
[0205] In the formula (B), X represents a carbon atom or a nitrogen atom. Z₁ and Z₂ each independently represent an atom group from which a nitrogen-containing heterocycle can be formed.



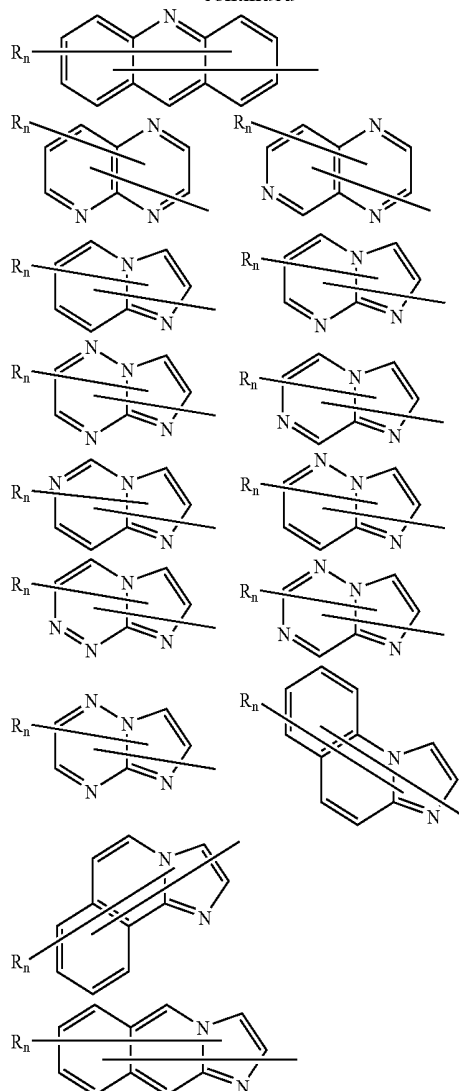
(C)

[0206] Preferably, the nitrogen-containing heterocyclic derivative is an organic compound having a nitrogen-containing aromatic polycyclic group having a five-membered ring or six-membered ring. When the nitrogen-containing heterocyclic derivative is such a nitrogen-containing aromatic polycyclic group that contains plural nitrogen atoms, the nitrogen-containing heterocyclic derivative may be a nitrogen-containing aromatic polycyclic organic compound having a skeleton formed by a combination of the skeletons respectively represented by the formulae (A) and (B), or by a combination of the skeletons respectively represented by the formulae (A) and (C).

[0207] A nitrogen-containing group of the nitrogen-containing organic compound is selected from nitrogen-containing heterocyclic groups respectively represented by the following general formulae.



-continued



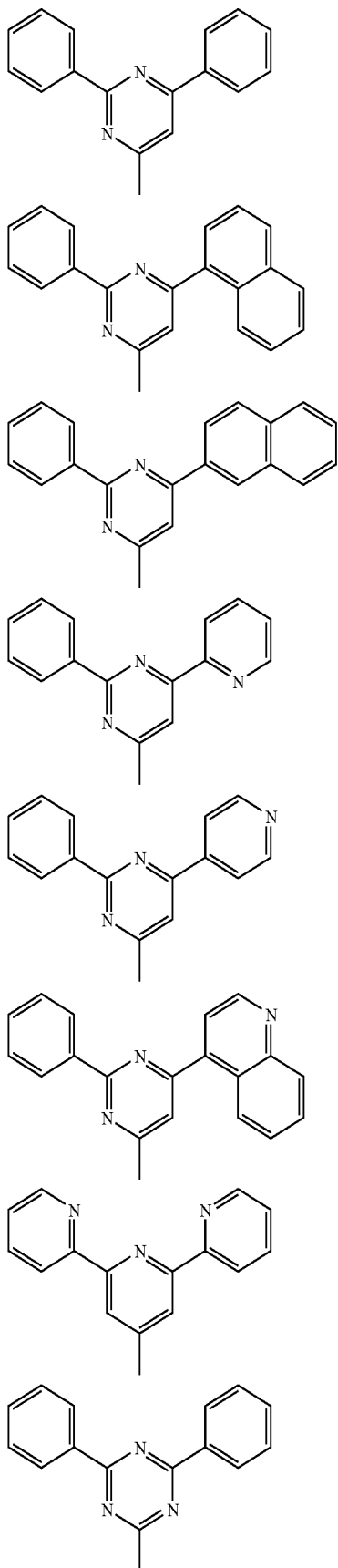
[0208] In the formulae: R represents an aryl group having 6 to 40 carbon atoms, a heteroaryl group having 3 to 40 carbon atoms, an alkyl group having 1 to 20 carbon atoms or an alkoxy group having 1 to 20 carbon atoms; and n represents an integer in a range of 0 to 5. When n is an integer of 2 or more, plural R may be mutually the same or different.

[0209] A preferable specific compound is a nitrogen-containing heterocyclic derivative represented by the following formula.

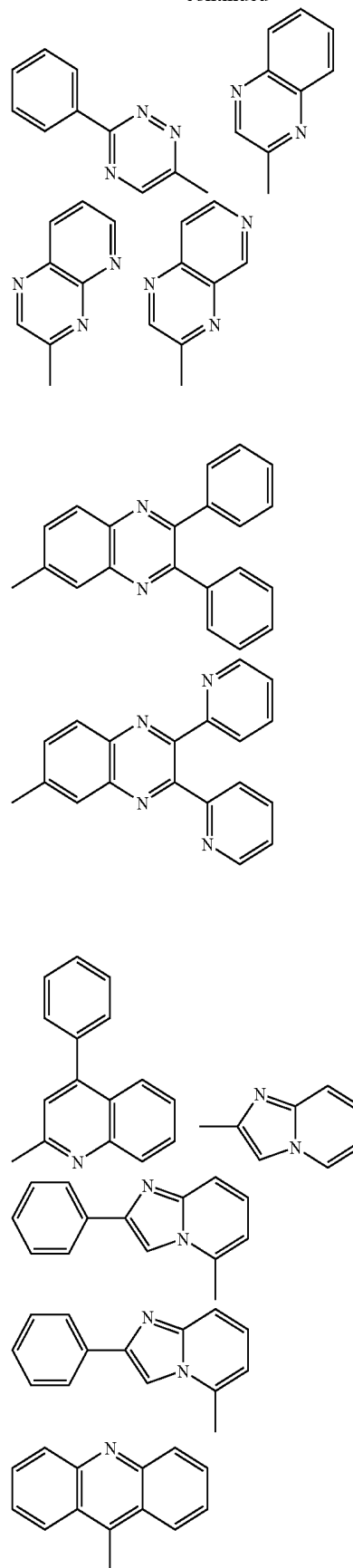


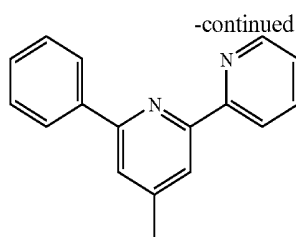
[0210] In the formula, HAr represents a substituted or unsubstituted nitrogen-containing heterocycle having 3 to 40 carbon atoms; L¹ represents a single bond, a substituted or unsubstituted arylene group having 6 to 40 carbon atoms, or a substituted or unsubstituted heteroarylene group having 3 to 40 carbon atoms; Ar¹ represents a substituted or unsubstituted divalent aromatic hydrocarbon group having 6 to 40 carbon atoms; and Ar² represents a substituted or unsubstituted aryl group having 6 to 40 carbon atoms, or a substituted or unsubstituted heteroaryl group having 3 to 40 carbon atoms.

[0211] HAr is exemplarily selected from the following group.

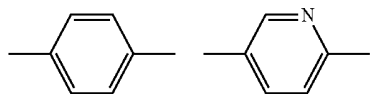


-continued

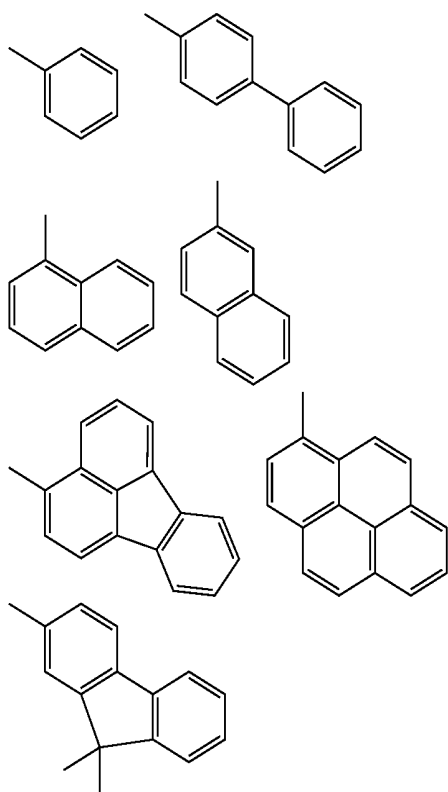




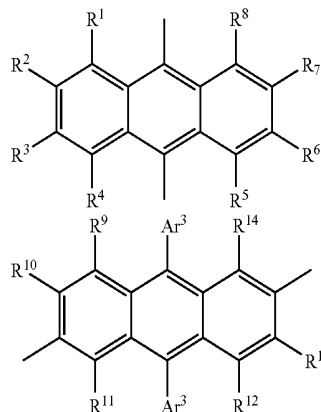
[0212] L^1 is exemplarily selected from the following group.



[0213] Ar^2 is exemplarily selected from the following group.



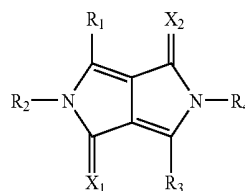
[0214] Ar^1 is exemplarily selected from the following arylanthranil groups.



[0215] In the formula, R^1 to R^{14} each represent a hydrogen atom, a halogen atom, an alkyl group having 1 to 20 carbon atoms, an alkoxy group having 1 to 20 carbon atoms, an aryloxy group having 6 to 40 carbon atoms, a substituted or unsubstituted aryl group having 6 to 40 carbon atoms, or a heteroaryl group having 3 to 40 carbon atoms. Ar^3 represents a substituted or unsubstituted aryl group having 6 to 40 carbon atoms, or a heteroaryl group having 3 to 40 carbon atoms.

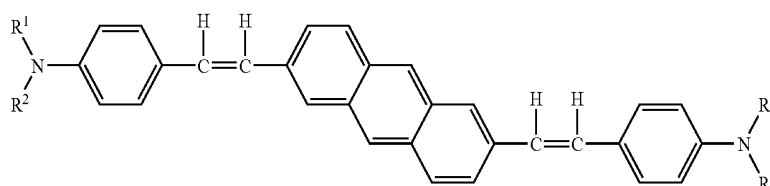
[0216] The nitrogen-containing heterocyclic derivative may be a nitrogen-containing heterocyclic derivative in which R^1 to R^8 in the structure of Ar^1 represented by the above formula each represent a hydrogen atom.

[0217] Other than the above, the following compound (see JP-A-9-3448) can be favorably used.

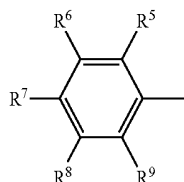


[0218] In the formula, R_1 to R_4 each independently represent a hydrogen atom, a substituted or unsubstituted aliphatic group, a substituted or unsubstituted alicyclic group, a substituted or unsubstituted carbocyclic aromatic cyclic group, or substituted or unsubstituted heterocyclic group. X_1 and X_2 each independently represent an oxygen atom, a sulfur atom or a dicyanomethylene group.

[0219] Alternatively, the following compound (see JP-A-2000-173774) can also be favorably used.



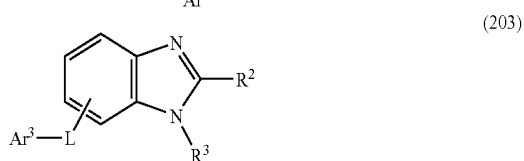
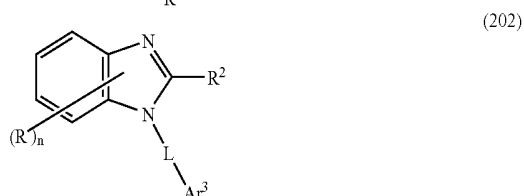
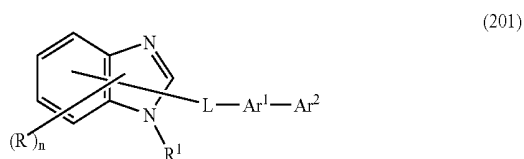
[0220] In the formula, R^1 , R^2 , R^3 and R^4 , which may be mutually the same or different, each are an aryl group represented by the following formula.



[0221] In the formula, R^5 , R^6 , R^7 , R^8 and R^9 , which may be mutually the same or different, each represent a hydrogen atom, a saturated or unsaturated alkoxy group, an alkyl group, an amino group or an alkylamino group. At least one of R^5 , R^6 , R^7 , R^8 and R^9 represents a saturated or unsaturated alkoxy group, an alkyl group, an amino group or an alkylamino group.

[0222] A polymer compound containing the nitrogen-containing heterocyclic group or a nitrogen-containing heterocyclic derivative may be used.

[0223] The electron transporting layer preferably contains at least one of nitrogen-containing heterocycle derivatives respectively represented by the following formulae (201) to (203).



[0224] In the formulae (201) to (203): R represents a hydrogen atom, a substituted or unsubstituted aryl group having 6 to 60 carbon atoms, a substituted or unsubstituted pyridyl group, a substituted or unsubstituted quinolyl group, a substituted or unsubstituted alkyl group having 1 to 20 carbon atoms, or a substituted or unsubstituted alkoxy group having 1 to 20 carbon atoms; n represents an integer in a range of 0 to 4; R^1 represents a substituted or unsubstituted aryl group having 6 to 60 carbon atoms, a substituted or unsubstituted pyridyl group, a substituted or unsubstituted quinolyl group, a substituted or unsubstituted alkyl group having 1 to 20 carbon atoms, or an alkoxy group having 1 to 20 carbon atoms; R^2 and R^3 each independently represent a hydrogen atom, a substituted or unsubstituted aryl group having 6 to 60 carbon atoms, a substituted or unsubstituted pyridyl group, a substituted or unsubstituted quinolyl group, a substituted or unsubstituted alkyl group having 1 to 20 carbon atoms, or a

substituted or unsubstituted alkoxy group having 1 to 20 carbon atoms; L represents a substituted or unsubstituted arylene group having 6 to 60 carbon atoms, a substituted or unsubstituted pyridinylene group, a substituted or unsubstituted quinolinylene group, or a substituted or unsubstituted fluorenylene group; Ar^1 represents a substituted or unsubstituted arylene group having 6 to 60 carbon atoms, a substituted or unsubstituted pyridinylene group, or a substituted or unsubstituted quinolinylene group; Ar^2 represents a substituted or unsubstituted aryl group having 6 to 60 carbon atoms, a substituted or unsubstituted pyridyl group, a substituted or unsubstituted quinolyl group, a substituted or unsubstituted alkyl group having 1 to 20 carbon atoms or a substituted or unsubstituted alkoxy group having 1 to 20 carbon atoms.

[0225] Ar^3 represents a substituted or unsubstituted aryl group having 6 to 60 carbon atoms, a substituted or unsubstituted pyridyl group, a substituted or unsubstituted quinolyl group, a substituted or unsubstituted alkyl group having 1 to 20 carbon atoms, a substituted or unsubstituted alkoxy group having 1 to 20 carbon atoms, or a group represented by $-Ar^1-Ar^2$ (Ar^1 and Ar^2 may be the same as the above).

[0226] In the formulae (201) to (203), R represents a hydrogen atom, a substituted or unsubstituted aryl group having 6 to 60 carbon atoms, a substituted or unsubstituted pyridyl group, substituted or unsubstituted quinolyl group, a substituted or unsubstituted alkyl group having 1 to 20 carbon atoms, or a substituted or unsubstituted alkoxy group having 1 to 20 carbon atoms.

[0227] The aryl group having 6 to 60 carbon atom is preferably an aryl group having 6 to 40 carbon atoms, more preferably an aryl group having 6 to 20 carbon atoms. Examples of such an aryl group are a phenyl group, naphthyl group, anthryl group, phenanthryl group, naphthacenyl group, chrysenyl group, pyrenyl group, biphenyl group, terphenyl group, tolyl group, t-butylphenyl group, (2-phenylpropyl) phenyl group, fluoranthenyl group, fluorenyl group, a monovalent group formed of spirobifluorene, perfluorophenyl group, perfluoronaphthyl group, perfluoroanthryl group, perfluorobiphenyl group, a monovalent group formed of 9-phenylanthracene, a monovalent group formed of 9-(1'-naphthyl) anthracene, a monovalent group formed of 9-(2'-naphthyl) anthracene, a monovalent group formed of 6-phenylchrysene, and a monovalent group formed of 9-[4-(diphenylamine)phenyl] anthracene, among which a phenyl group, naphthyl group, biphenyl group, terphenyl group, 9-(10-phenyl) anthryl group, 9-[10-(1'-naphthyl)] anthryl group and 9-[10-(2'-naphthyl)] anthryl group are preferable.

[0228] The alkyl group having 1 to 20 carbon atoms is preferably an alkyl group having 1 to 6 carbon atoms. Examples of such an alkyl group are a methyl group, ethyl group, propyl group, butyl group, pentyl group, hexyl group, and a haloalkyl group such as trifluoromethyl group. When such an alkyl group has 3 or more carbon atoms, the alkyl group may be linear, cyclic or branched.

[0229] The alkoxy group having 1 to 20 carbon atoms is preferably an alkoxy group having 1 to 6 carbon atoms. Examples of such an alkoxy group are a methoxy group, ethoxy group, propoxy group, butoxy group, pentyloxy group, and hexyloxy group. When such an alkoxy group has 3 or more carbon atoms, the alkoxy group may be linear, cyclic or branched.

[0230] Examples of a substituent for the group represented by R are a halogen atom, a substituted or unsubstituted alkyl group having 1 to 20 carbon atoms, a substituted or unsubstituted alkoxy group having 1 to 20 carbon atoms, a substituted or unsubstituted aryloxy group having 6 to 40 carbon atoms,

a substituted or unsubstituted aryl group having 6 to 40 carbon atoms, or a substituted or unsubstituted heteroaryl group having 3 to 40 carbon atoms.

[0231] Examples of the halogen atom are fluorine, chlorine, bromine, iodine and the like.

[0232] Examples for each of the alkyl group having 1 to 20 carbon atoms, the alkoxy group having 1 to 20 carbon atoms, and an aryl group having 6 to 40 carbon atoms may be the same as the above examples.

[0233] Examples of the aryloxy group having 6 to 40 carbon atoms are a phenoxy group and a biphenyloxy group.

[0234] Examples of the heteroaryl group having 3 to 40 carbon atoms are a pyroryl group, furyl group, thienyl group, silolyl group, pyridyl group, quinolyl group, isoquinolyl group, benzofuryl group, imidazolyl group, pyrimidyl group, carbazolyl group, selenophenyl group, oxadiazolyl group and triazolyl group.

[0235] n is an integer in a range of 0 to 4, preferably 0 to 2.

[0236] In the formulae (201), R^1 represents a substituted or unsubstituted aryl group having 6 to 60 carbon atoms, a substituted or unsubstituted pyridyl group, substituted or unsubstituted quinolyl group, a substituted or unsubstituted alkyl group having 1 to 20 carbon atoms, or an alkoxy group having 1 to 20 carbon atoms.

[0237] Examples for each of the groups, the preferable number of carbon atoms contained in each of the groups, and preferable examples of the substituent for each of the groups are the same as those described in relation to R .

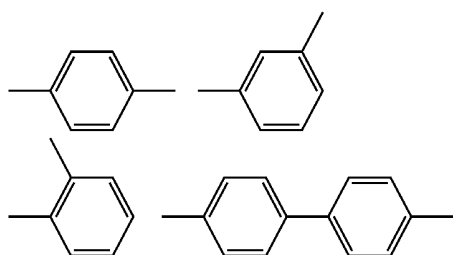
[0238] In the formulae (202) and (203), R^2 and R^3 each independently represent a hydrogen atom, a substituted or unsubstituted aryl group having 6 to 60 carbon atoms, a substituted or unsubstituted pyridyl group, substituted or unsubstituted quinolyl group, a substituted or unsubstituted alkyl group having 1 to 20 carbon atoms, or a substituted or unsubstituted alkoxy group having 1 to 20 carbon atoms.

[0239] Examples for each of the groups, the preferable number of carbon atoms contained in each of the groups, and preferable examples of the substituent for each of the groups are the same as those described in relation to R .

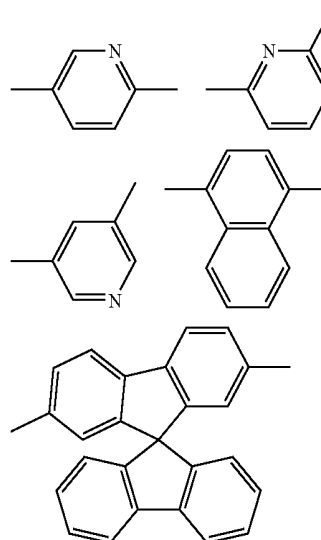
[0240] In the formulae (201) to (203), L represents a substituted or unsubstituted arylene group having 6 to 60 carbon atoms, a substituted or unsubstituted pyridinylene group, a substituted or unsubstituted quinolinylene group, or a substituted or unsubstituted fluorenylene group.

[0241] The arylene group having 6 to 60 carbon atoms is preferably an arylene group having 6 to 40 carbon atoms, more preferably an arylene group having 6 to 20 carbon atoms. An example of such an arylene group is a divalent group formed by removing one hydrogen atom from the aryl group having been described in relation to R . Examples of a substituent for the group represented by L are the same as those described in relation to R .

[0242] Alternatively, L is preferably a group selected from a group consisting of the following.

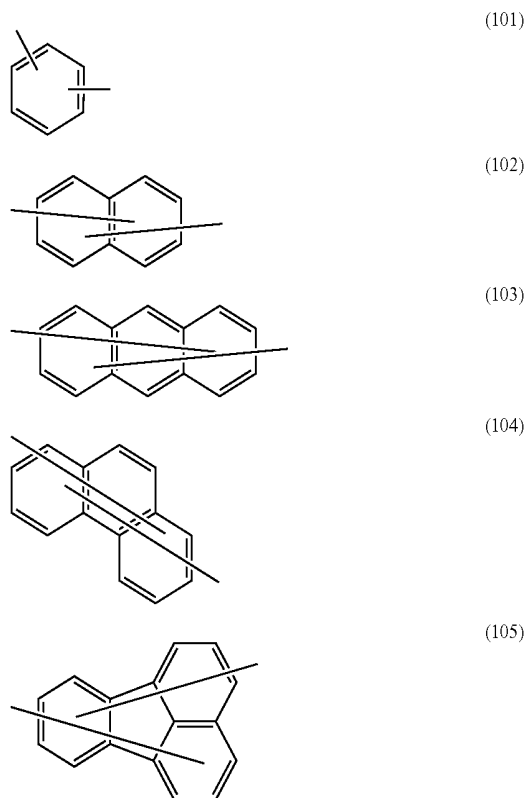


-continued

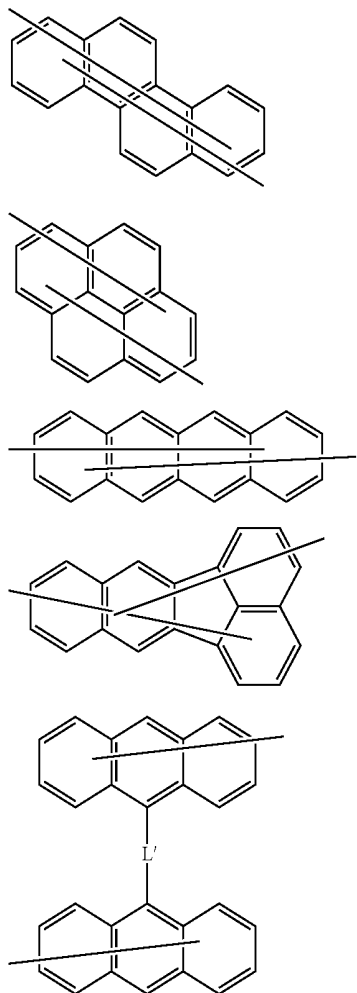


[0243] In the formulae (201), Ar^1 represents a substituted or unsubstituted arylene group having 6 to 60 carbon atoms, a substituted or unsubstituted pyridinylene group, or a substituted or unsubstituted quinolinylene group. Examples of a substituent for the groups respectively represented by Ar^1 and Ar^3 are the same as those described in relation to R .

[0244] Alternatively, Ar^1 is preferably selected from a group consisting of condensed cyclic groups respectively represented by the following formulae (101) to (110).

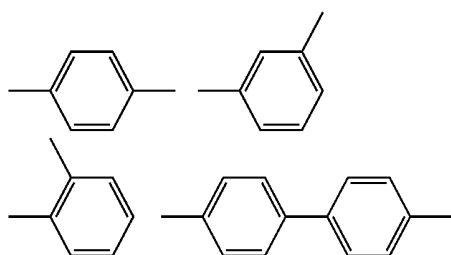


-continued



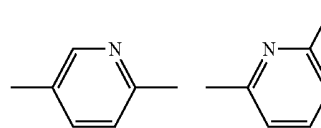
[0245] In the formulae (101) to (110), the condensed rings each may be linked with a link group formed of a halogen atom, a substituted or unsubstituted alkyl group having 1 to 20 carbon atoms, a substituted or unsubstituted alkoxy group having 1 to 20 carbon atoms, a substituted or unsubstituted aryloxy group having 6 to 40 carbon atoms, a substituted or unsubstituted aryl group having 6 to 40 carbon atoms or a substituted or unsubstituted heteroaryl group having 3 to 40 carbon atoms. When the rings each are linked with plural link groups, the plural link groups may be mutually the same or different. Examples for each of the groups are the same as those described above.

[0246] In the formula (110), L' represents a single bond or a group selected from a group consisting of the following.

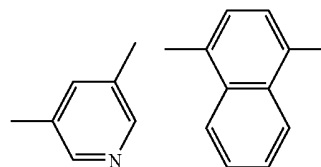


-continued

(106)



(107)



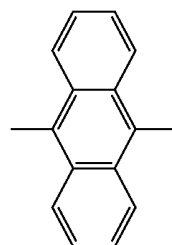
(108)

(109)

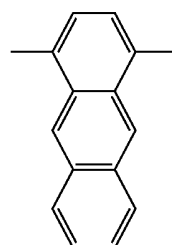
(110)

[0247] The structure of Ar¹ represented by the formula (103) is preferably a condensed cyclic group represented by any one of the following formulae (111) to (125).

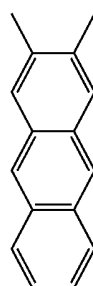
(111)



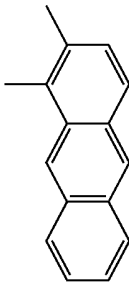
(112)



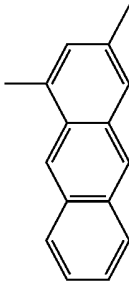
(113)



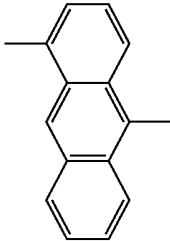
-continued



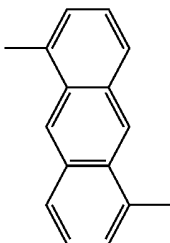
(114)



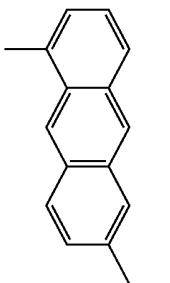
(115)



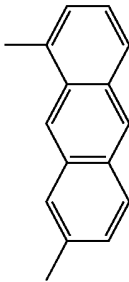
(116)



(117)

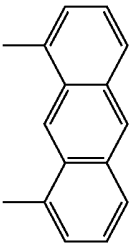


(118)

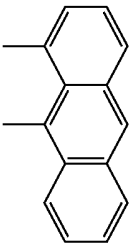


(119)

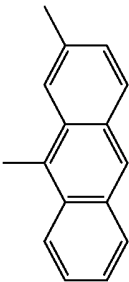
-continued



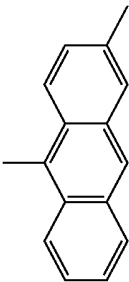
(120)



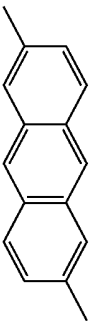
(121)



(122)

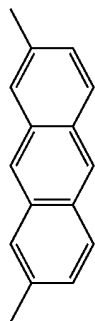


(123)



(124)

-continued



(125)

[0248] In the formulae (111) to (125), the condensed rings each may be linked with a link group formed of a halogen atom, a substituted or unsubstituted alkyl group having 1 to 20 carbon atoms, a substituted or unsubstituted alkoxy group having 1 to 20 carbon atoms, a substituted or unsubstituted aryloxy group having 6 to 40 carbon atoms, a substituted or unsubstituted aryl group having 6 to 40 carbon atoms or a substituted or unsubstituted heteroaryl group having 3 to 40 carbon atoms. When the rings each are linked with plural link groups, the plural link groups may be mutually the same or different. Examples for each of the groups are the same as those described above.

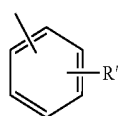
[0249] In the formula (201), Ar^2 represents a substituted or unsubstituted aryl group having 6 to 60 carbon atoms, a substituted or unsubstituted pyridyl group, substituted or unsubstituted quinolyl group, a substituted or unsubstituted alkyl group having 1 to 20 carbon atoms, or a substituted or unsubstituted alkoxy group having 1 to 20 carbon atoms.

[0250] Examples for each of the groups, the preferable number of carbon atoms contained in each of the groups, and preferable examples of the substituent for each of the groups are the same as those described in relation to R.

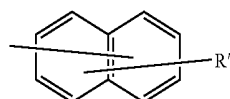
[0251] In the formulae (202) and (203), Ar^3 represents a substituted or unsubstituted aryl group having 6 to 60 carbon atoms, a substituted or unsubstituted pyridyl group, a substituted or unsubstituted quinolyl group, a substituted or unsubstituted alkyl group having 1 to 20 carbon atoms, a substituted or unsubstituted alkoxy group having 1 to 20 carbon atoms, or a group represented by $-Ar^1-Ar^2$ (Ar^1 and Ar^2 may be the same as the above).

[0252] Examples for each of the groups, the preferable number of carbon atoms contained in each of the groups, and preferable examples of the substituent for each of the groups are the same as those described in relation to R.

[0253] Alternatively, Ar^3 is preferably selected from a group consisting of condensed cyclic groups respectively represented by the following formulae (126) to (135).

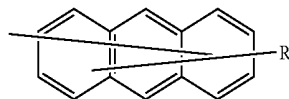


(126)

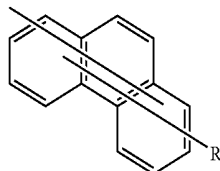


(127)

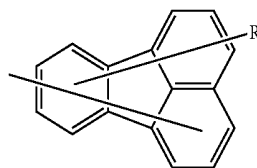
-continued



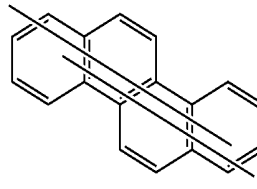
(128)



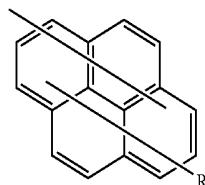
(129)



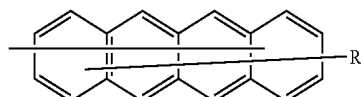
(130)



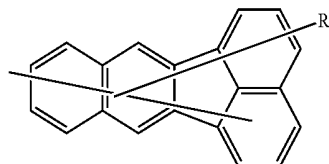
(131)



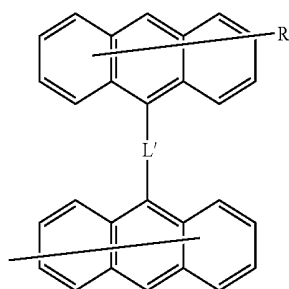
(132)



(133)



(134)



(135)

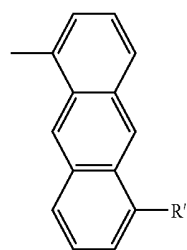
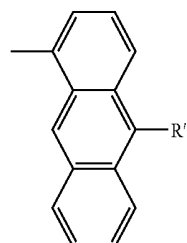
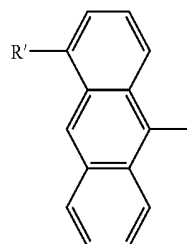
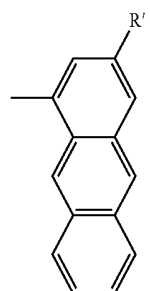
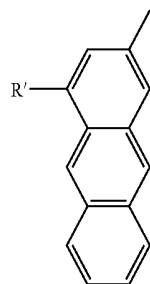
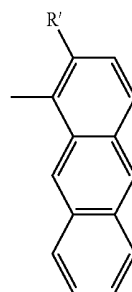
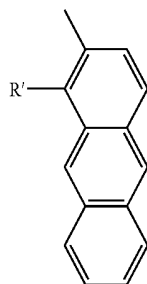
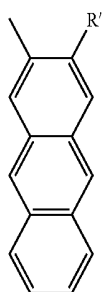
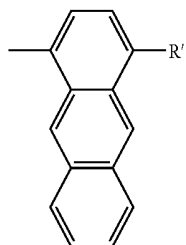
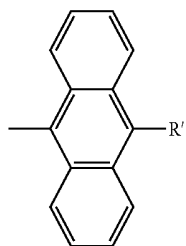
[0254] In the formulae (126) to (135), the condensed rings each may be linked with a link group formed of a halogen atom, a substituted or unsubstituted alkyl group having 1 to 20 carbon atoms, a substituted or unsubstituted alkoxy group having 1 to 20 carbon atoms, a substituted or unsubstituted aryloxy group having 6 to 40 carbon atoms, a substituted or unsubstituted aryl group having 6 to 40 carbon atoms or a

substituted or unsubstituted heteroaryl group having 3 to 40 carbon atoms. When the rings each are linked with plural link groups, the plural link groups may be mutually the same or different. Examples for each of the groups are the same as those described above.

[0255] In the formula (135), L' represents the same as the above.

[0256] In the formulae (126) to (135), R' represents a hydrogen atom, a substituted or unsubstituted alkyl group having 1 to 20 carbon atoms, a substituted or unsubstituted aryl group having 6 to 40 carbon atoms, or substituted or unsubstituted heteroaryl group having 3 to 40 carbon atoms. Examples for each of the groups are the same as those described above.

[0257] A structure represented by the formula (128), which is an example of Ar³, is preferably a condensed cyclic group represented by any one of the following formulae (136) to (158).



-continued

(140)

(141)

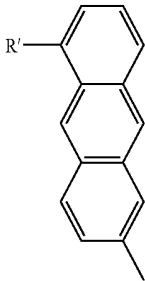
(142)

(143)

(144)

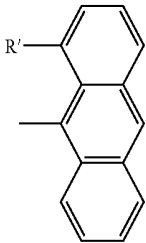
(145)

-continued

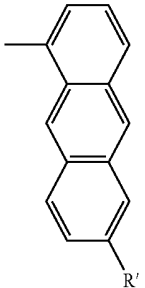


(146)

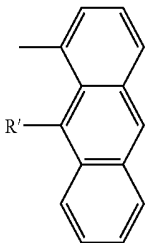
-continued



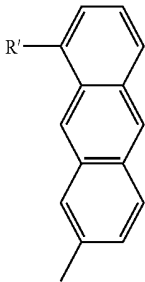
(151)



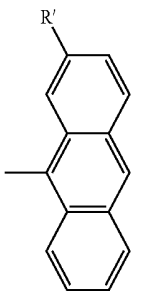
(147)



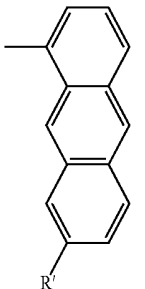
(152)



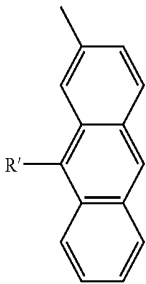
(148)



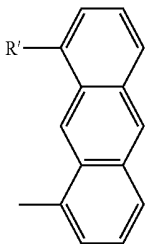
(153)



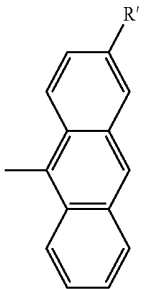
(149)



(154)

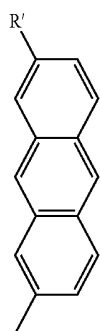
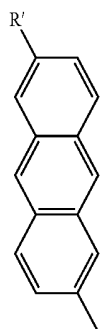
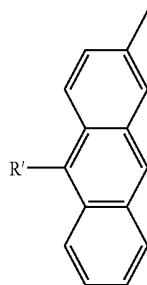


(150)



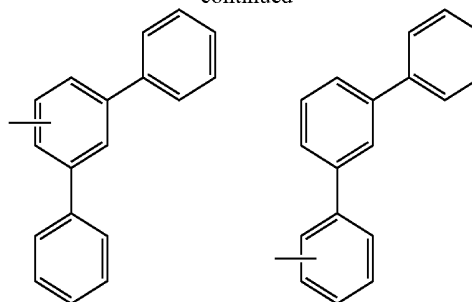
(155)

-continued



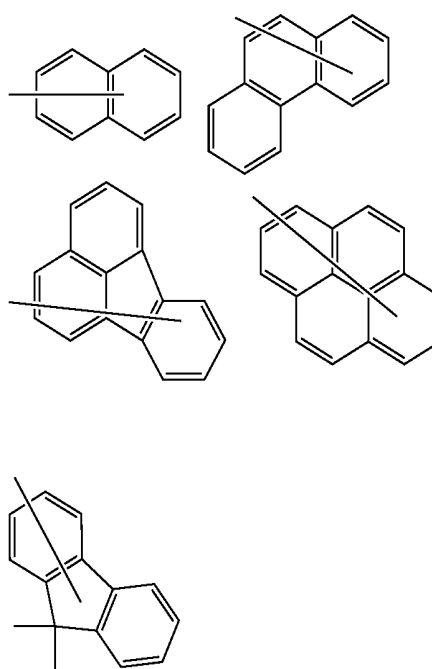
(156)

-continued



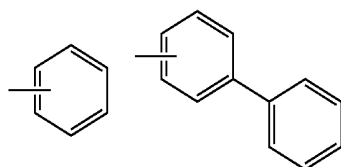
(157)

(158)



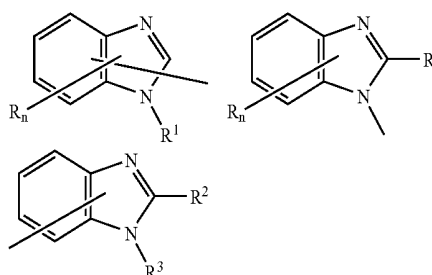
[0258] In the formulae (136) to (158), the condensed rings each may be linked with a link group formed of a halogen atom, a substituted or unsubstituted alkyl group having 1 to 20 carbon atoms, a substituted or unsubstituted alkoxy group having 1 to 20 carbon atoms, a substituted or unsubstituted aryloxy group having 6 to 40 carbon atoms, a substituted or unsubstituted aryl group having 6 to 40 carbon atoms or a substituted or unsubstituted heteroaryl group having 3 to 40 carbon atoms. When the rings each are linked with plural link groups, the plural link groups may be mutually the same or different. Examples for each of the groups are the same as those described above. R' is the same as the above.

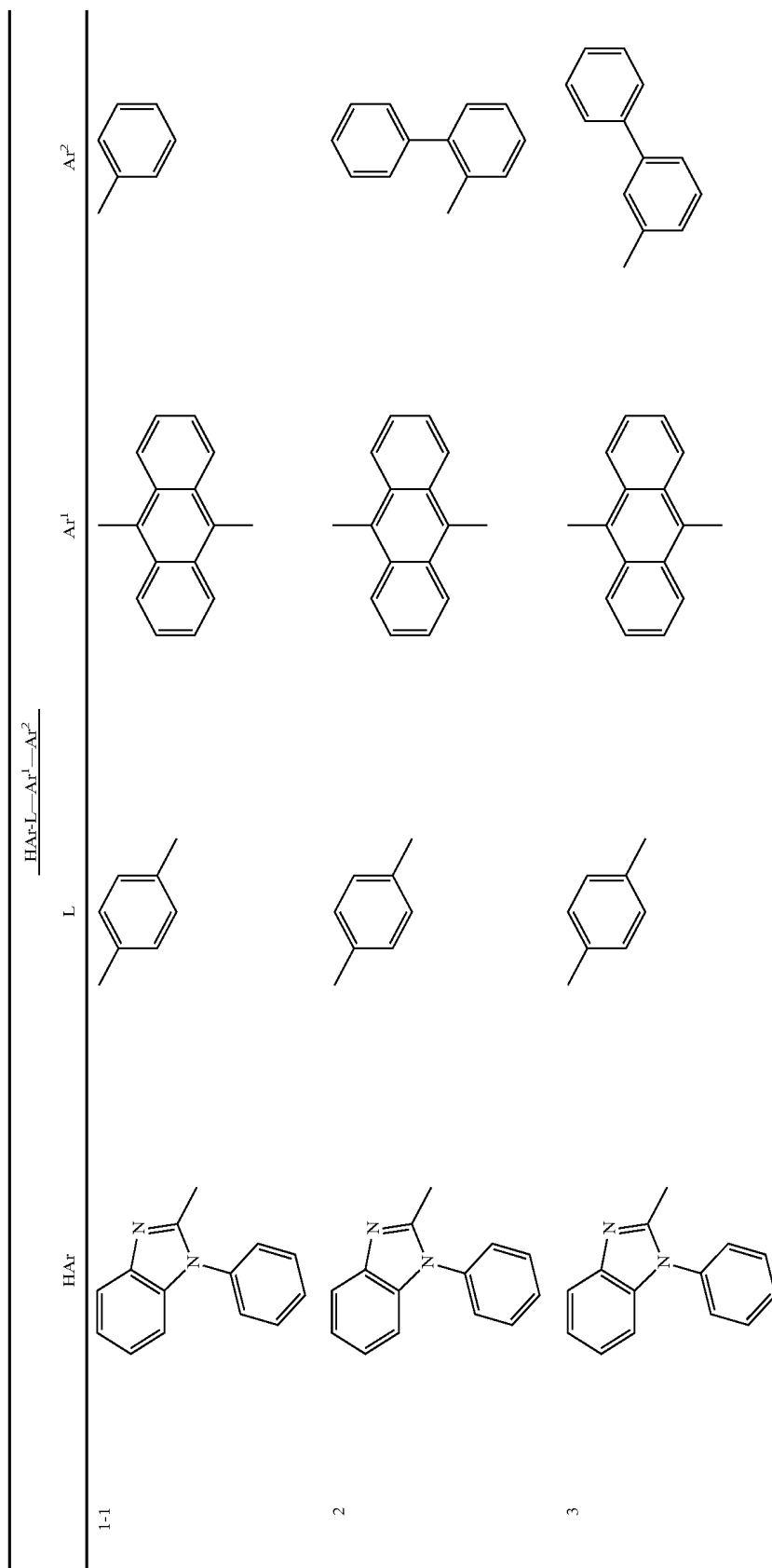
[0259] Alternatively, Ar² and Ar³ each independently are preferably a group selected from a group consisting of the following.



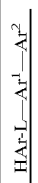
[0260] Examples of the nitrogen-containing heterocyclic derivative represented by any one of the general formulae (201) to (203) according to the present invention will be shown below. However, the present invention is not limited to the exemplary compounds shown below.

[0261] In the chart shown below, HAr represents any one of structures represented by the formulae (201) to (203).





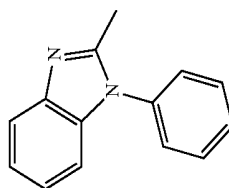
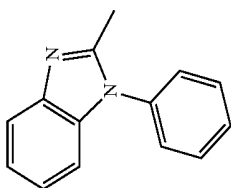
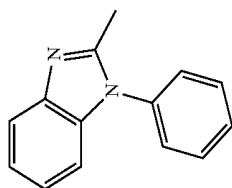
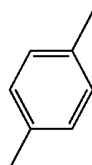
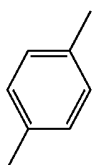
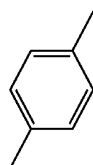
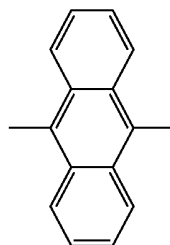
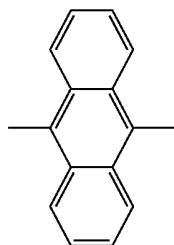
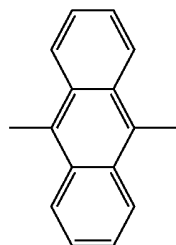
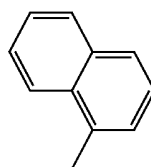
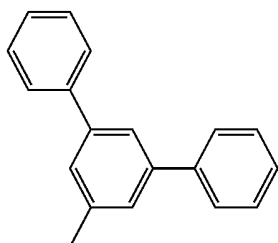
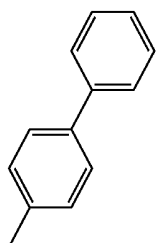
-continued



L

Ar¹Ar²

HAr



4

5

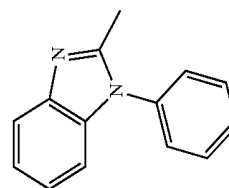
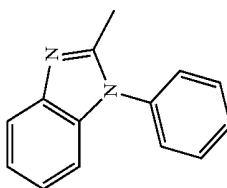
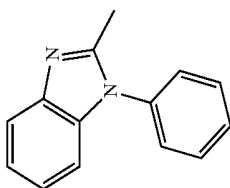
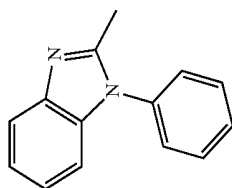
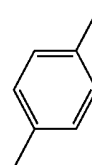
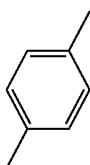
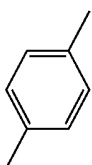
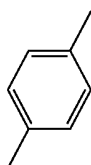
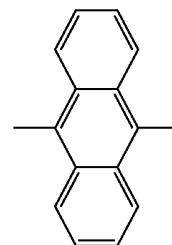
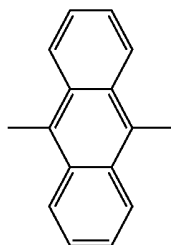
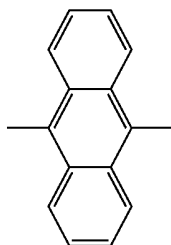
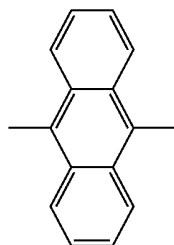
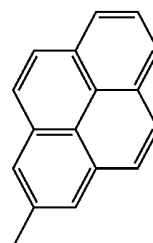
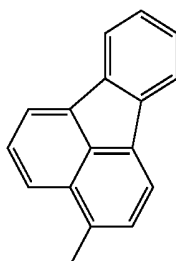
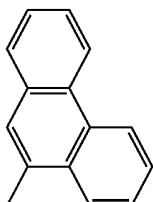
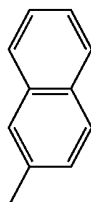
6

-continued



L

HAr

Ar²Ar¹

7

8

9

10

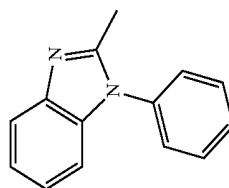
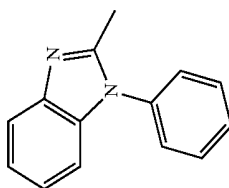
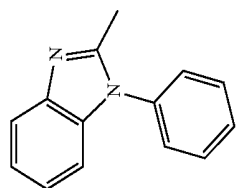
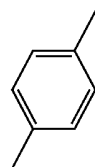
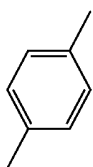
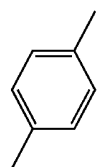
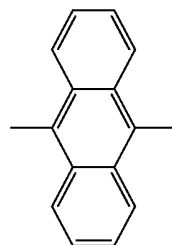
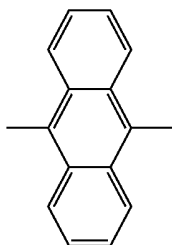
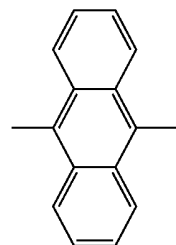
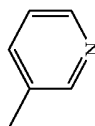
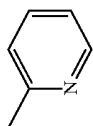
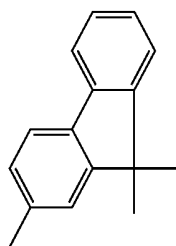
-continued



L

Ar¹Ar²

HAr



11

12

13

-continued



HAr	L	Ar ¹	Ar ²

14

2-1

2

3

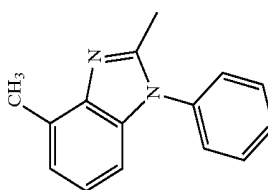
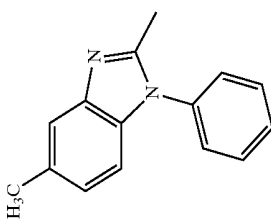
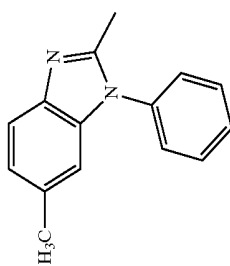
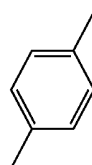
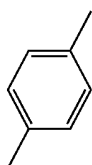
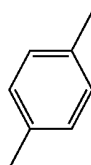
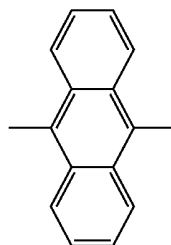
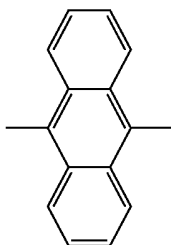
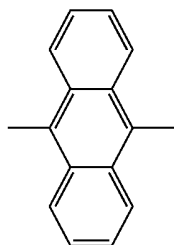
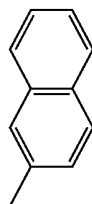
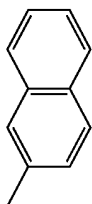
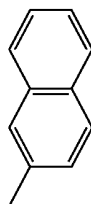
-continued



L

Ar¹Ar²

HAr



4

5

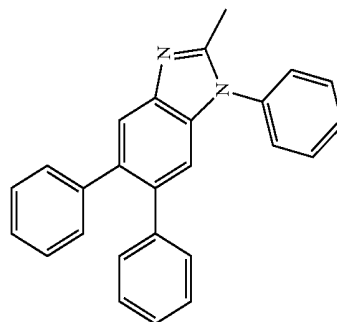
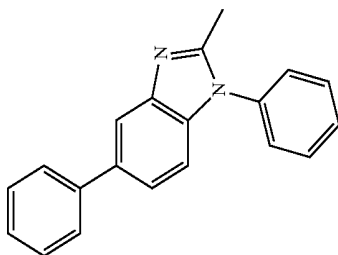
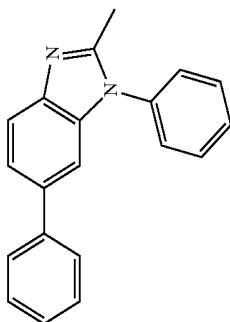
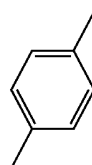
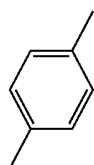
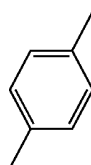
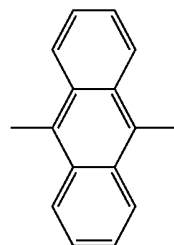
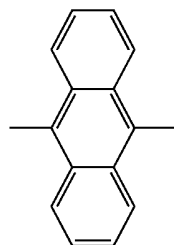
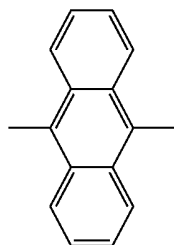
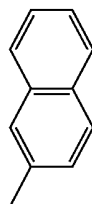
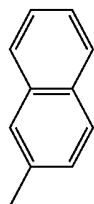
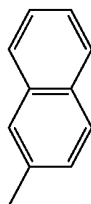
6

-continued



L

HAr

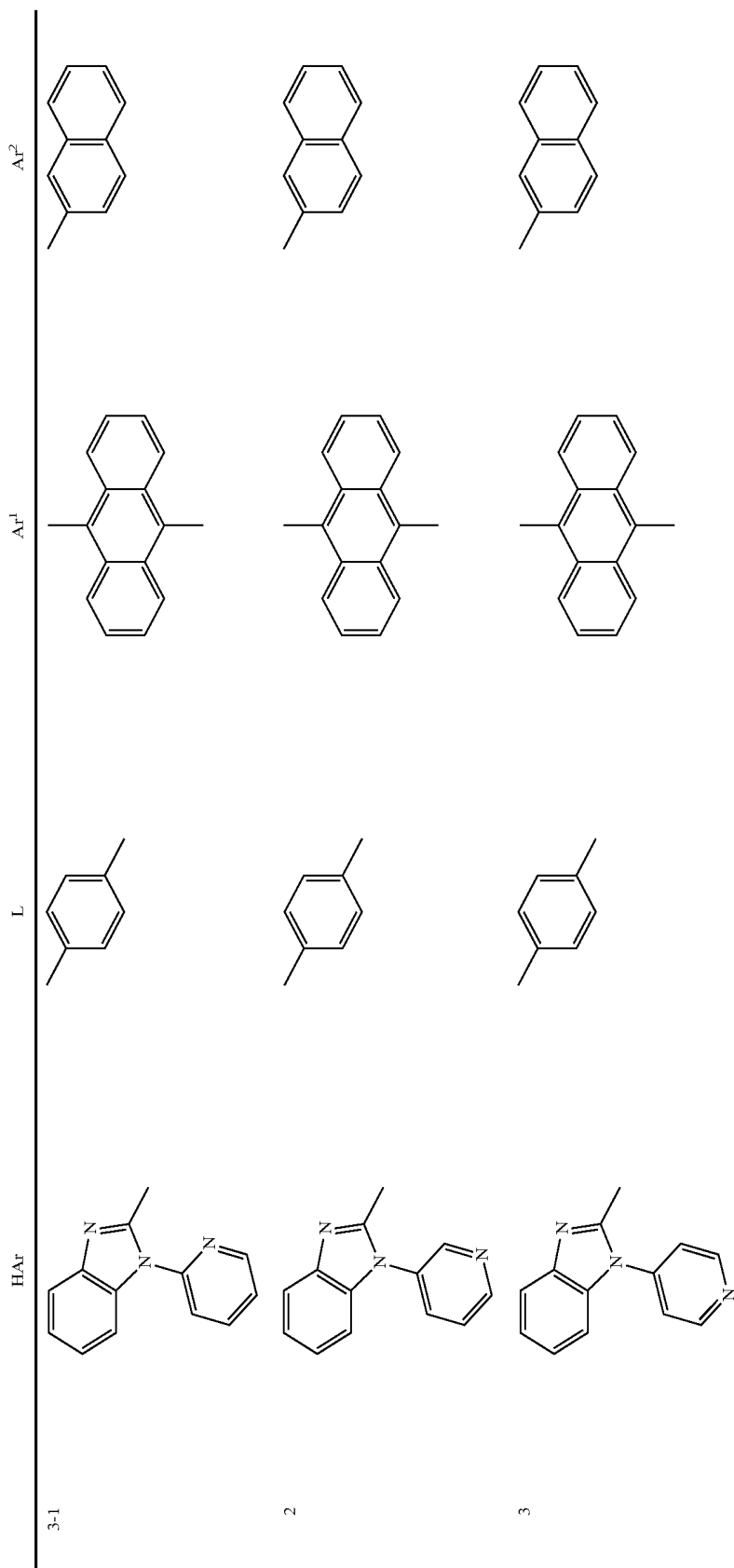
Ar²Ar¹

7

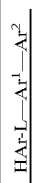
8

9

-continued



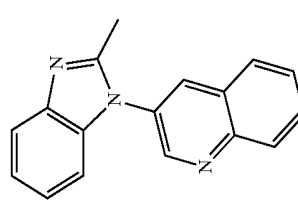
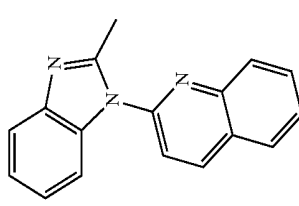
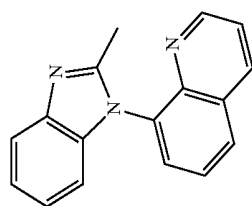
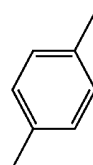
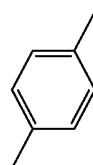
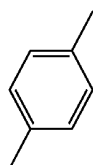
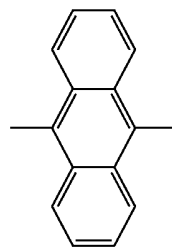
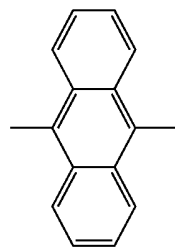
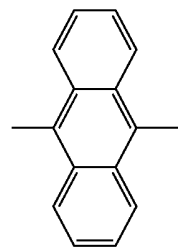
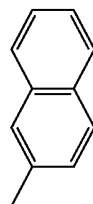
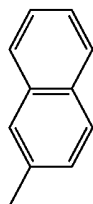
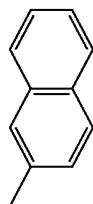
-continued



L

Ar¹Ar²

HAr



4

5

6

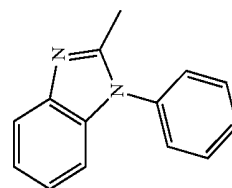
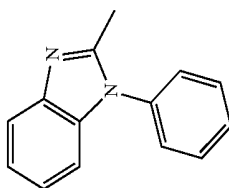
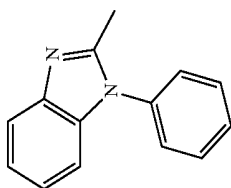
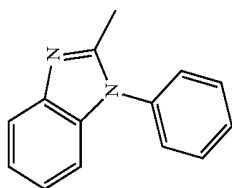
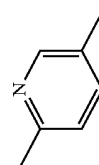
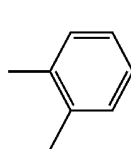
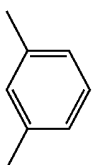
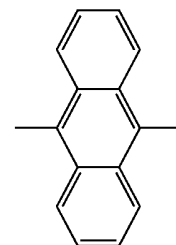
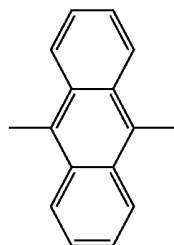
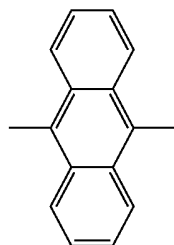
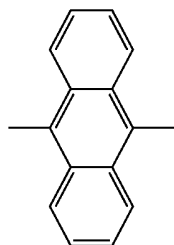
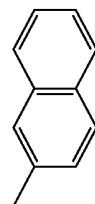
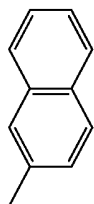
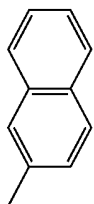
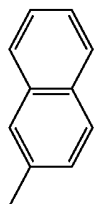
-continued



L

 Ar^2 Ar^1

HAr



4-1

2

3

4

-continued

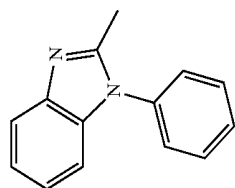


L

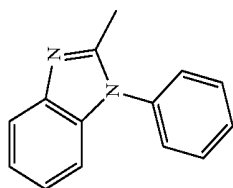
Ar¹Ar²

HAr

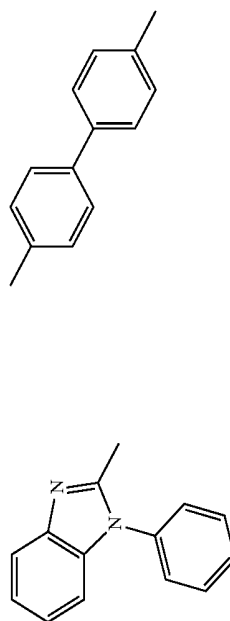
5



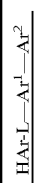
6



7



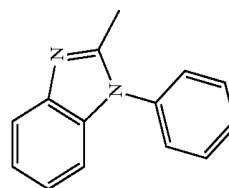
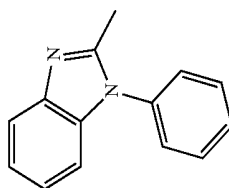
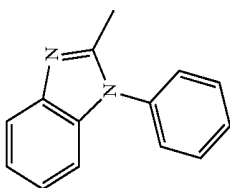
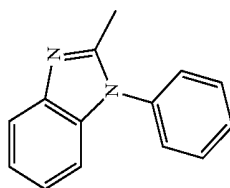
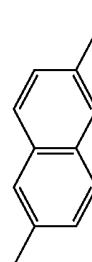
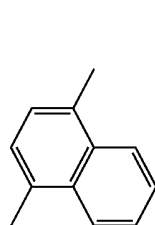
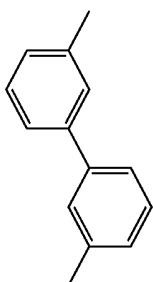
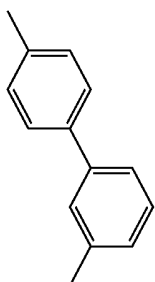
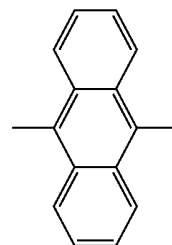
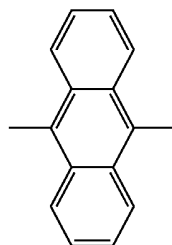
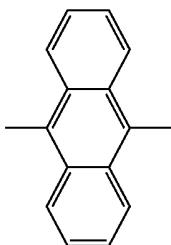
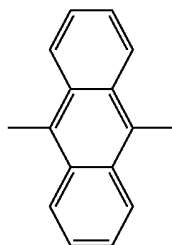
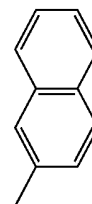
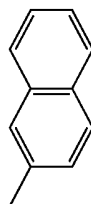
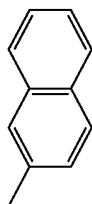
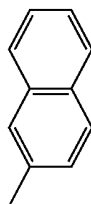
-continued



L

Ar²Ar¹

HAr

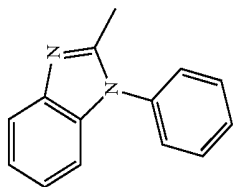
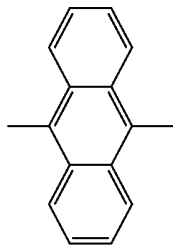
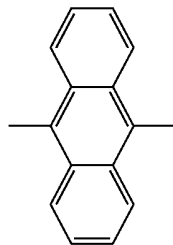
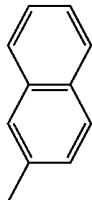
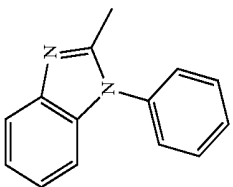
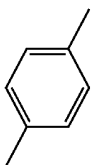
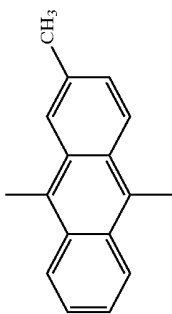
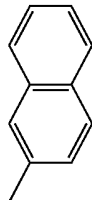
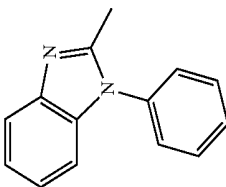
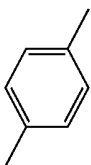
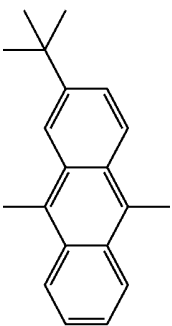
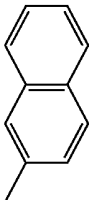


8

9

10

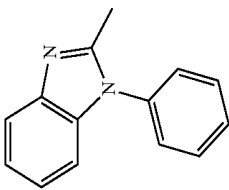
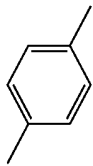
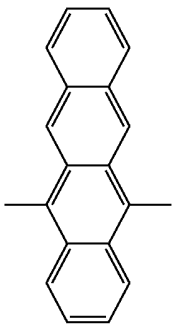
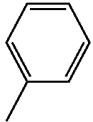
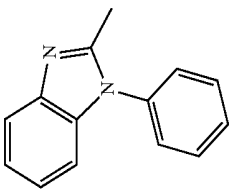
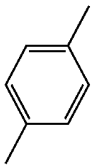
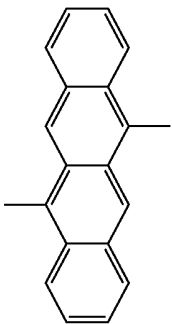
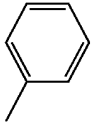
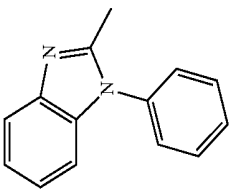
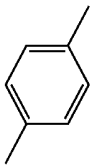
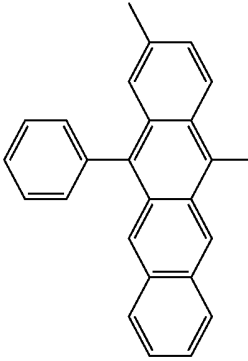
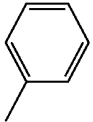
11

-continued				
	HA _r	L	Ar ¹	Ar ²
12				
5-1				
2				

-continued



HAr	L	Ar ¹	Ar ²

-continued				
	HA ^r	L	$\text{HA}^r\text{L}-\text{Ar}^1-\text{Ar}^2$	
6-1				
2				
3				

-continued

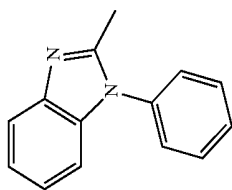


L

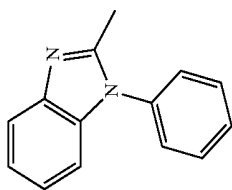
HAr

Ar¹Ar²

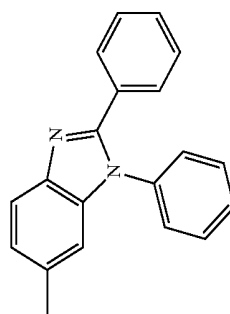
4



5



7-1

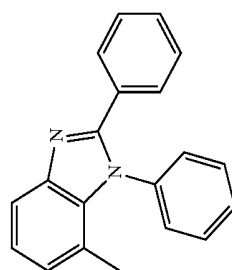
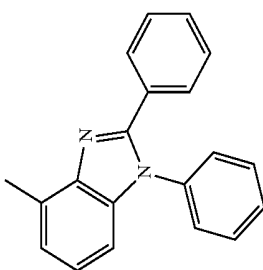
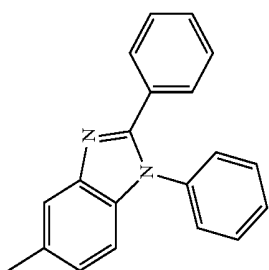
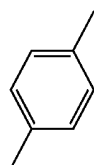
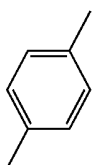
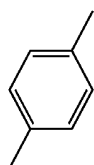
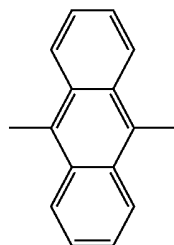
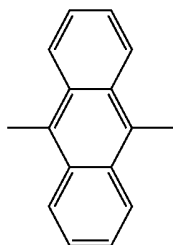
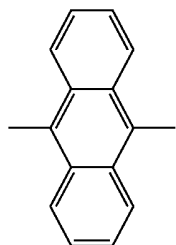
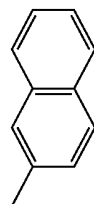
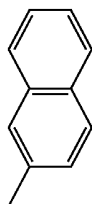
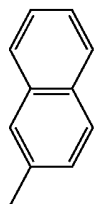


-continued



L

HAr

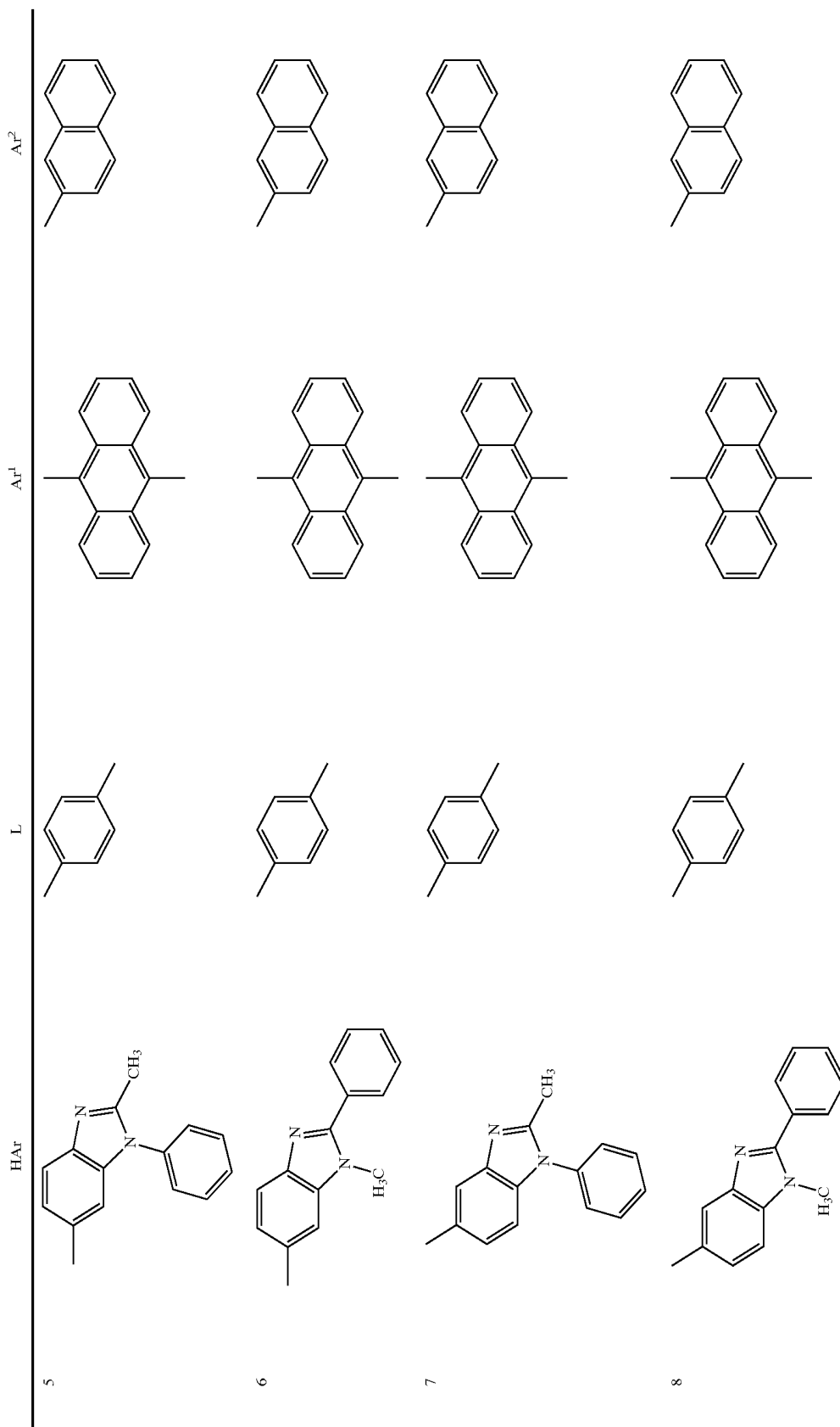
Ar²Ar¹

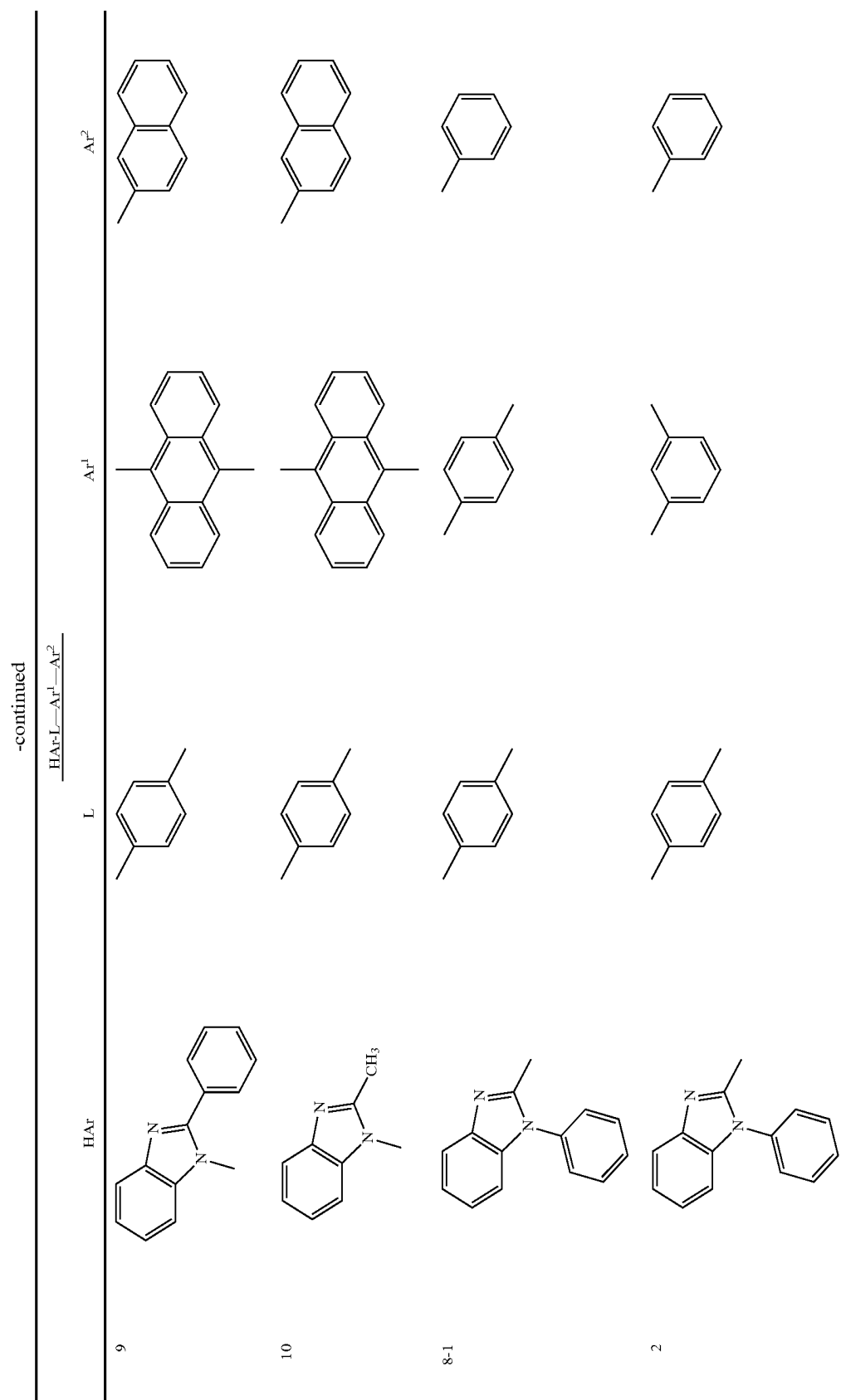
2

3

4

-continued





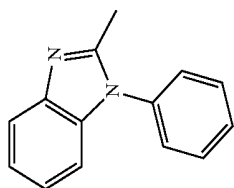
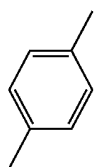
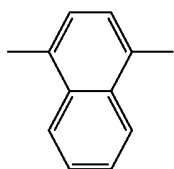
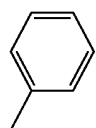
-continued



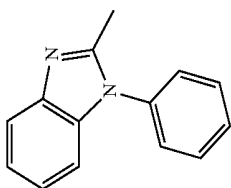
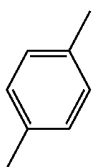
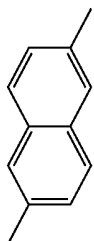
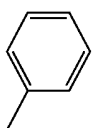
L

Ar¹Ar²

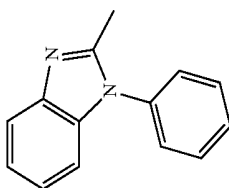
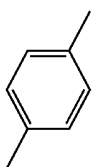
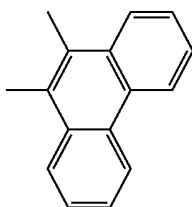
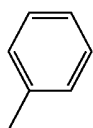
HAr



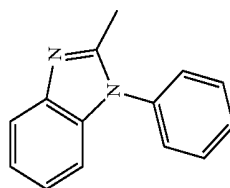
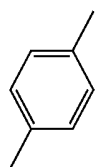
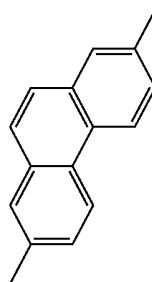
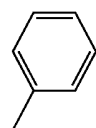
3



4



5



6

-continued

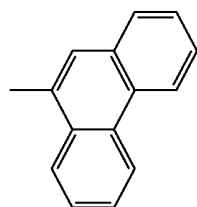
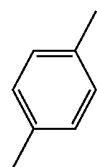


L

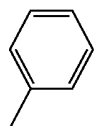
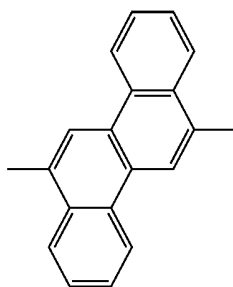
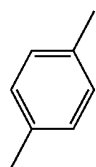
Ar¹Ar²

HAr

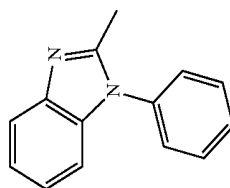
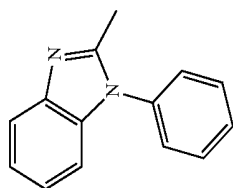
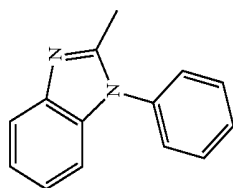
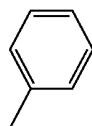
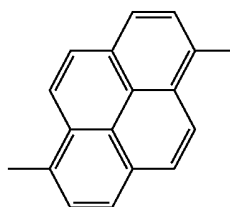
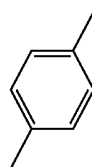
7



8



9

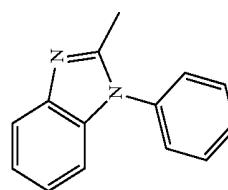
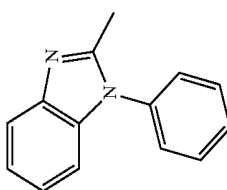
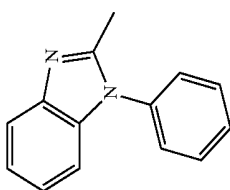
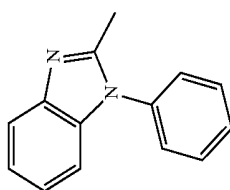
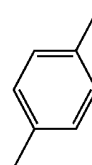
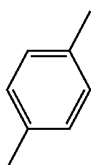
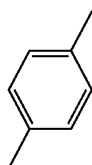
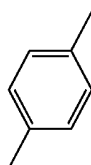
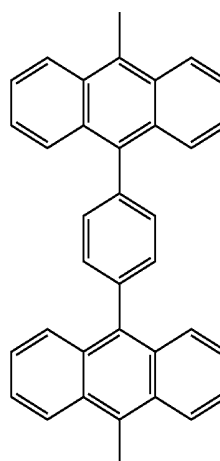
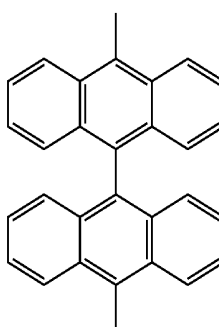
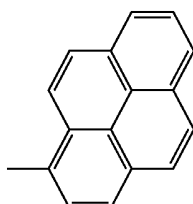
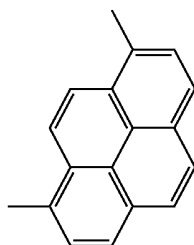
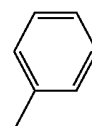
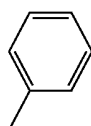
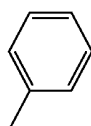


-continued



L

HAr

Ar²Ar¹

10

11

12

13

-continued

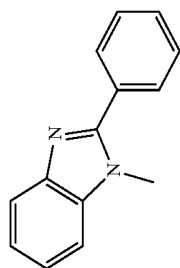


L

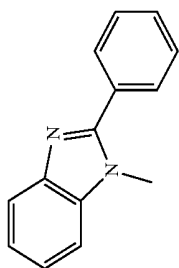
Ar¹Ar²

HAr

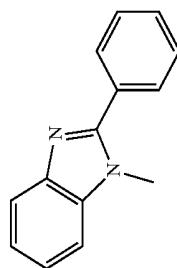
9-1



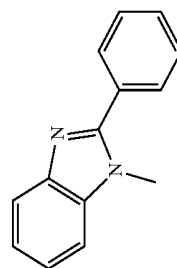
2



3



4

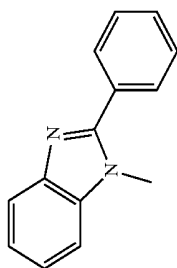


-continued

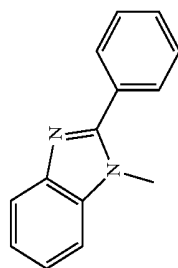


L

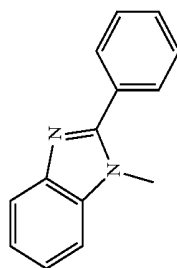
HAr

Ar²Ar¹

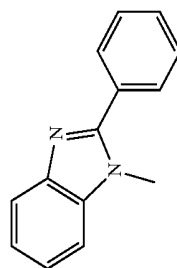
5



6



7



8

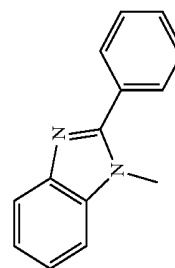
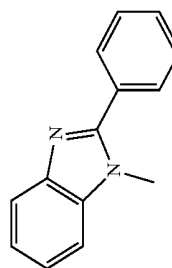
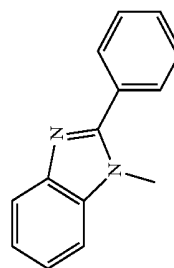
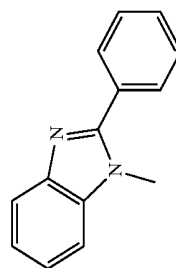
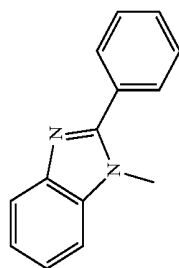
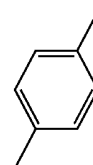
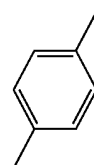
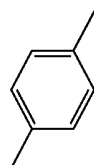
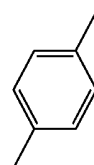
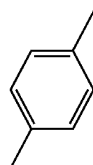
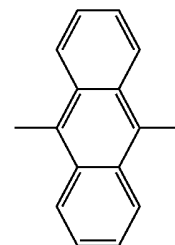
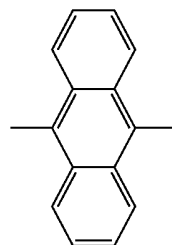
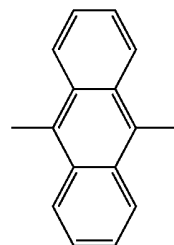
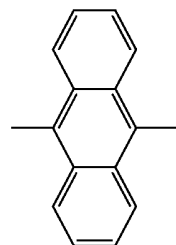
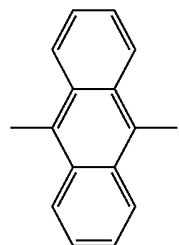
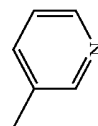
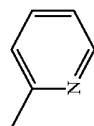
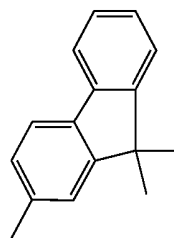
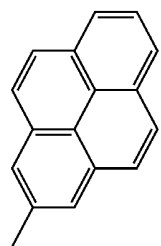
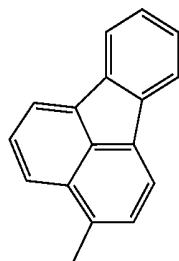
-continued



L

Ar²Ar¹

HAr



9

10

11

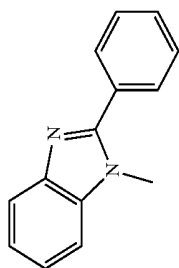
12

13

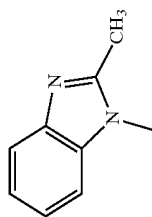
-continued



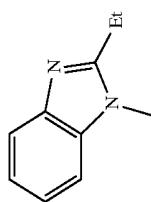
L

Ar¹Ar²

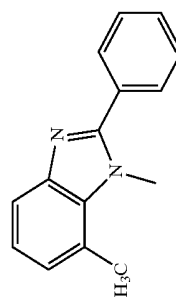
14



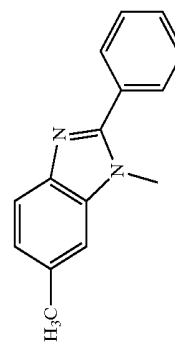
10-1



2



3

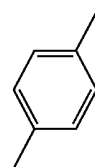
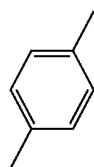
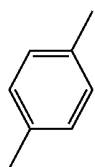
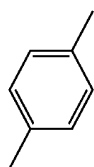


4

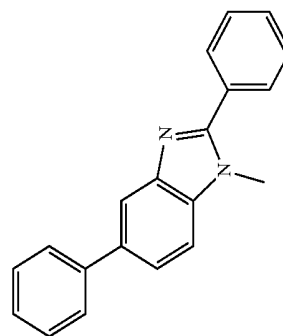
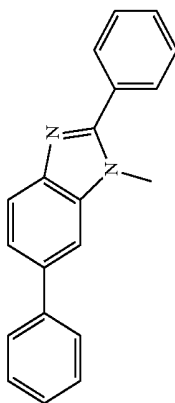
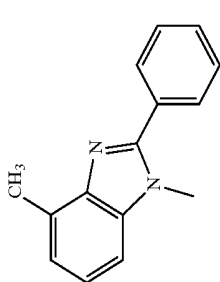
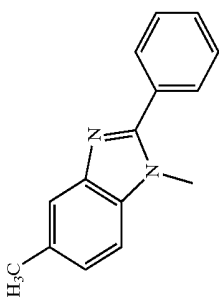
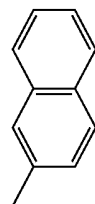
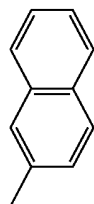
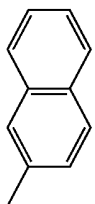
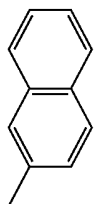
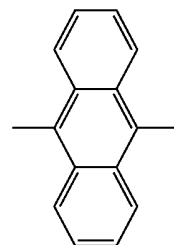
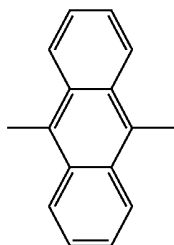
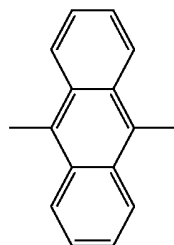
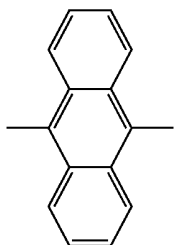
-continued



L



HAr

 Ar^2  Ar^1 

5

6

7

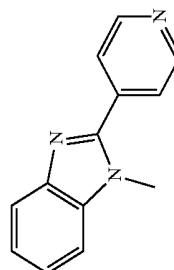
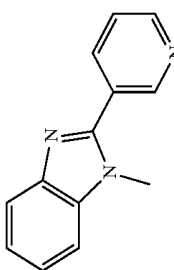
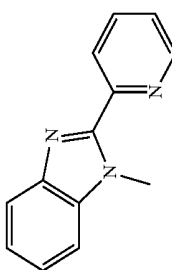
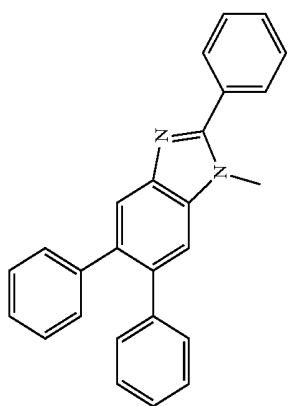
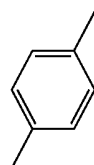
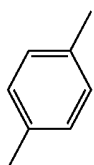
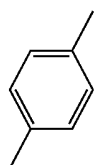
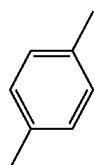
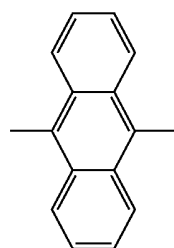
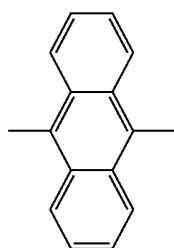
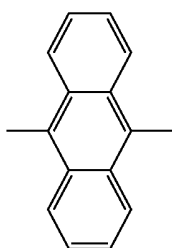
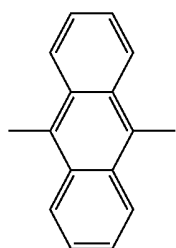
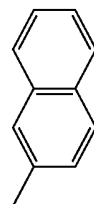
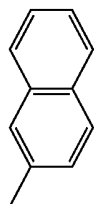
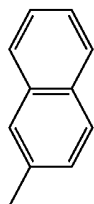
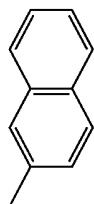
8

-continued



L

HAr

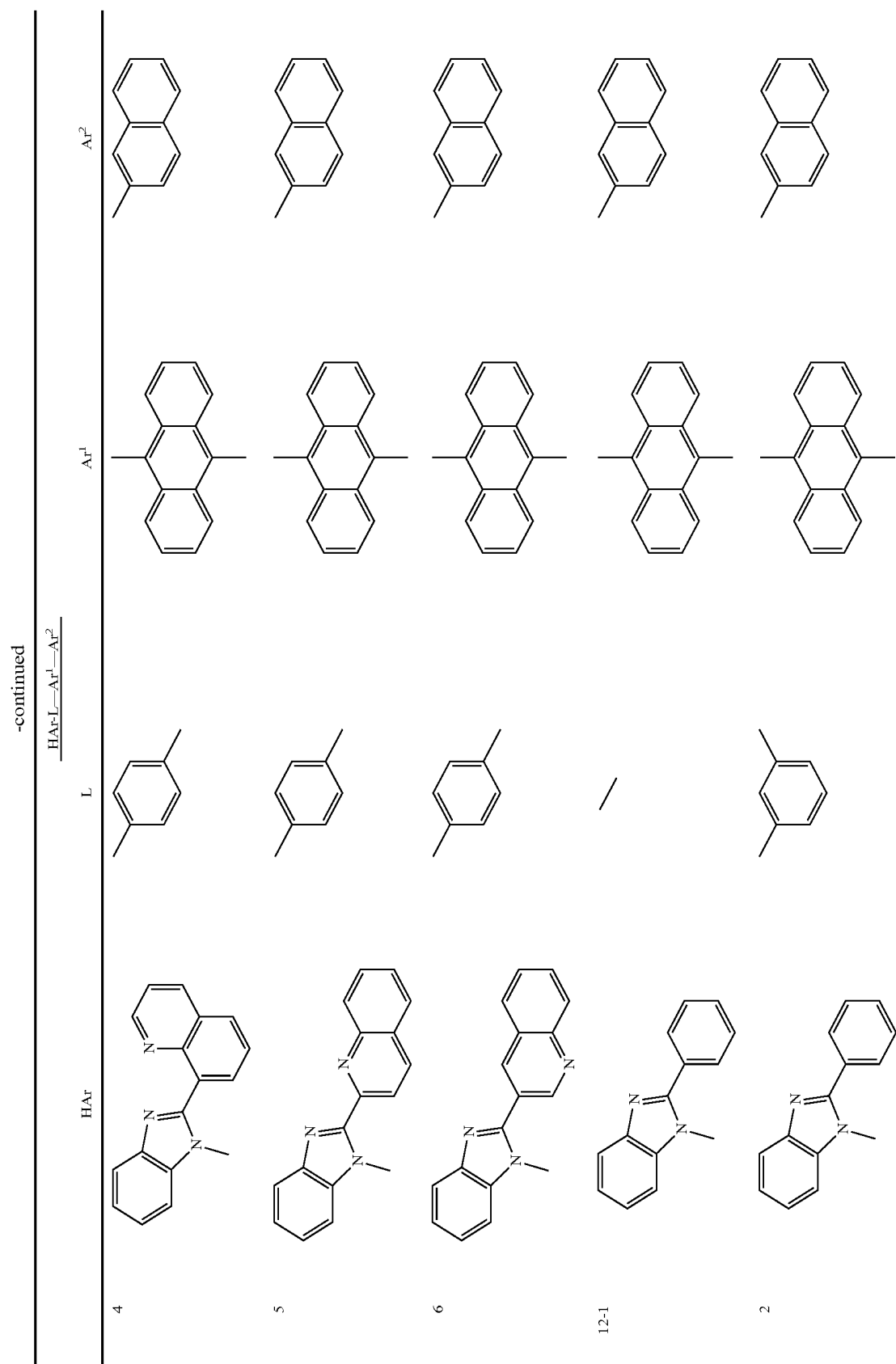
Ar²Ar¹

9

11-1

2

3



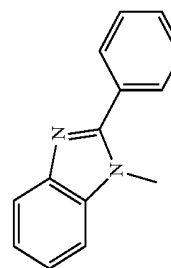
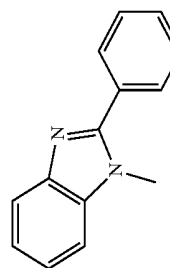
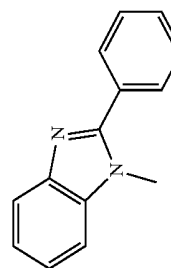
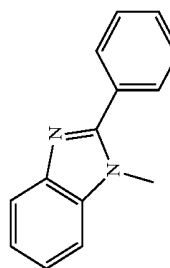
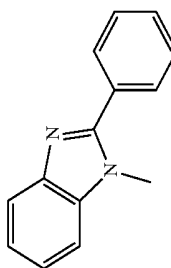
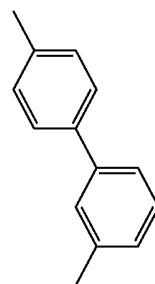
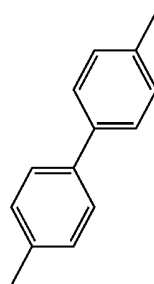
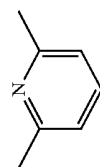
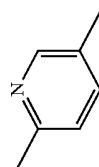
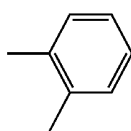
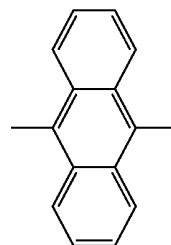
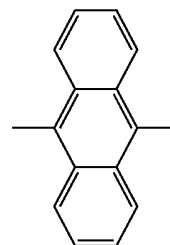
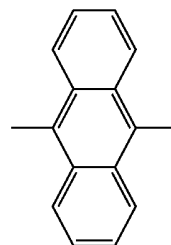
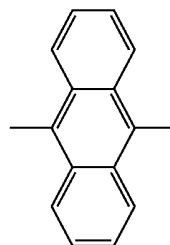
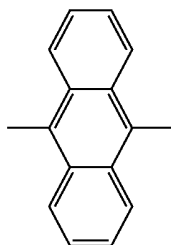
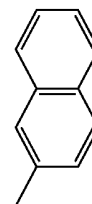
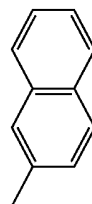
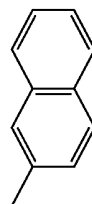
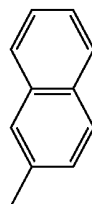
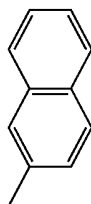
-continued



L

Ar¹Ar²

HAr



3

4

5

6

7

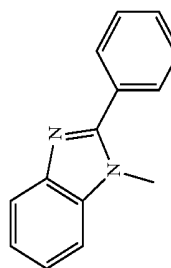
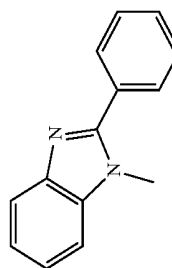
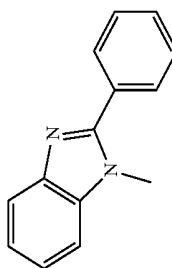
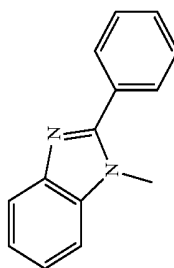
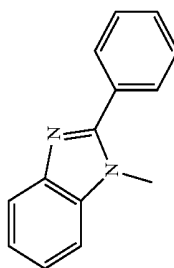
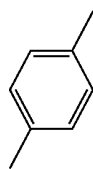
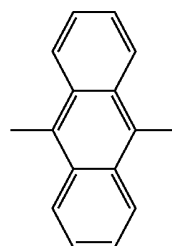
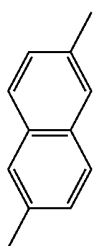
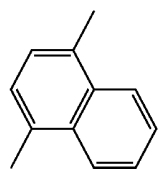
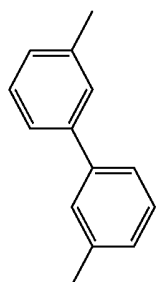
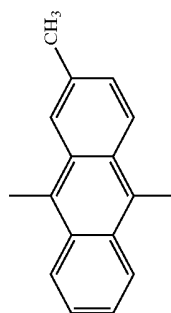
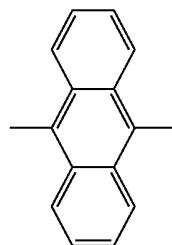
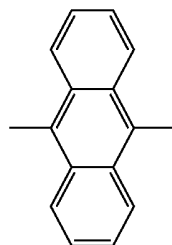
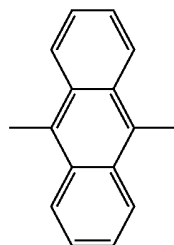
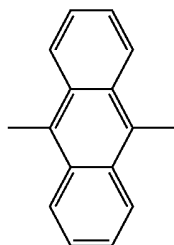
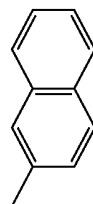
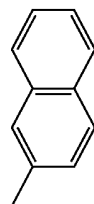
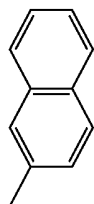
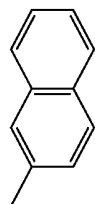
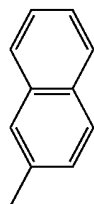
-continued



L

Ar²Ar¹

HAr



8

9

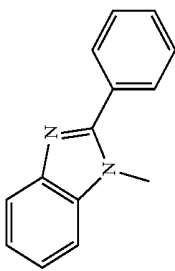
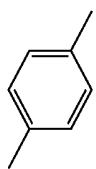
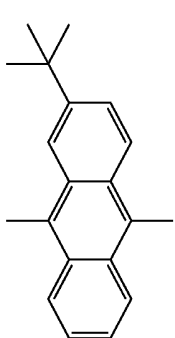
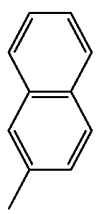
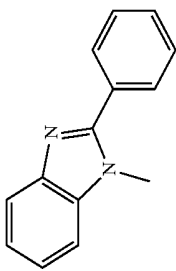
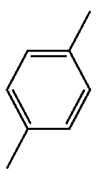
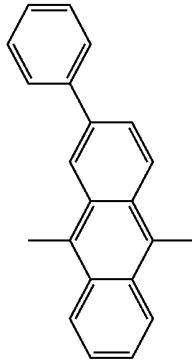
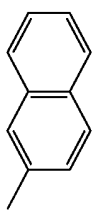
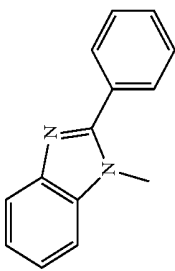
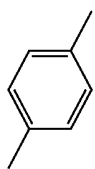
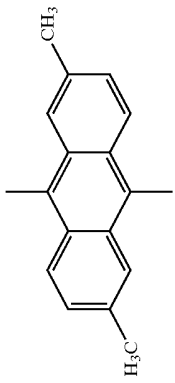
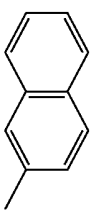
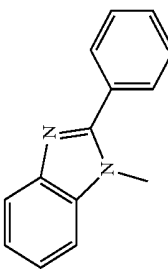
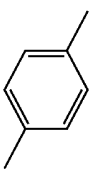
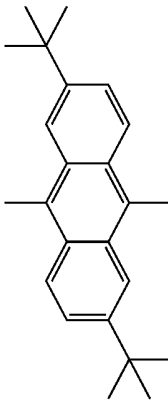
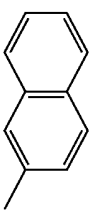
10

11

13-1

-continued

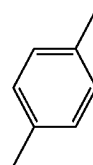
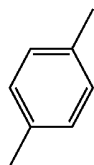
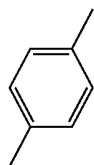
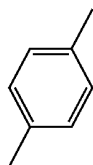
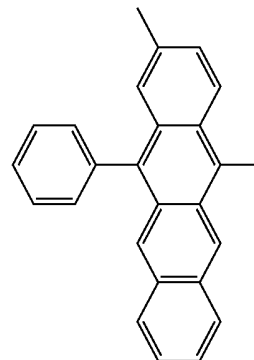
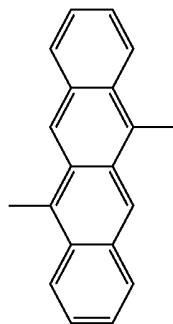
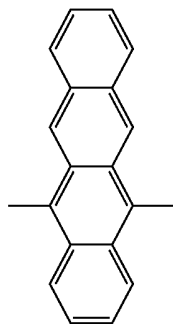
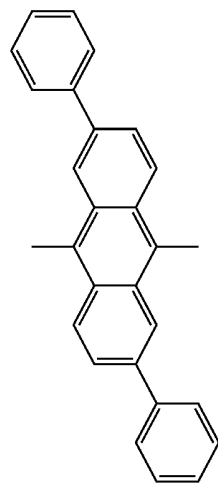
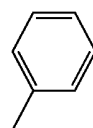
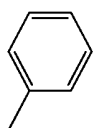
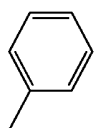
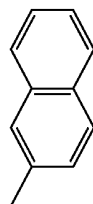


HAr	L	Ar ¹	Ar ²
			
			
			
			

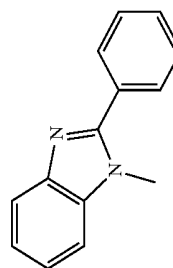
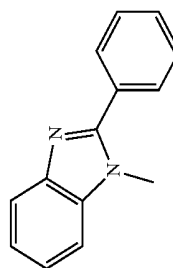
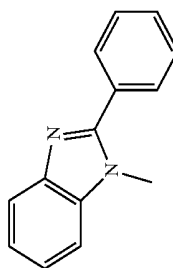
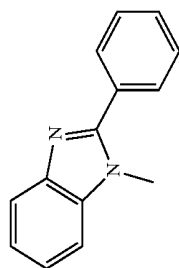
-continued



L

Ar¹Ar²

HAr



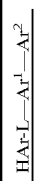
6

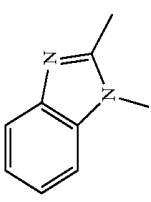
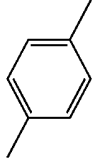
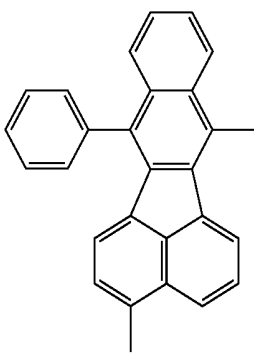
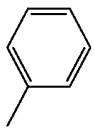
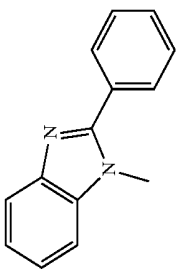
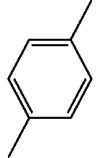
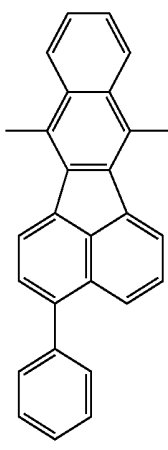
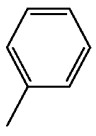
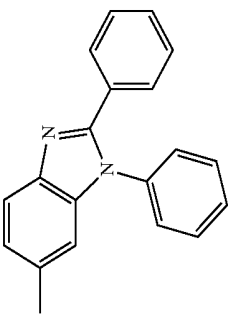
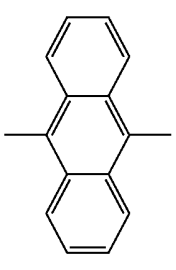
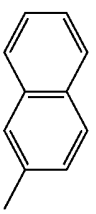
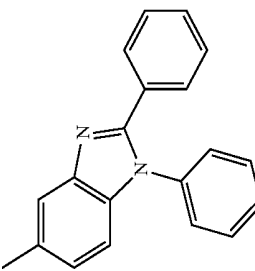
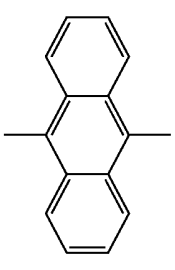
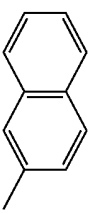
14-1

2

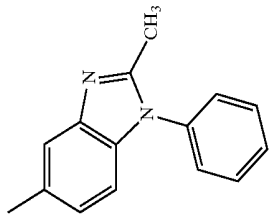
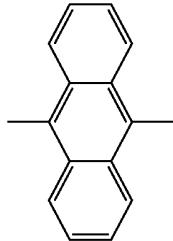
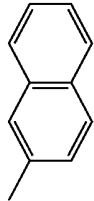
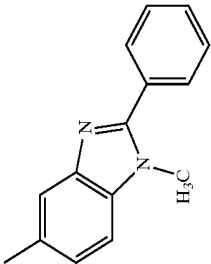
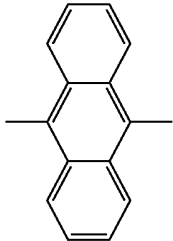
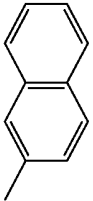
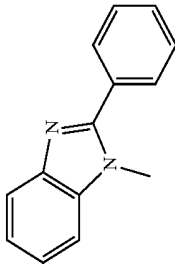
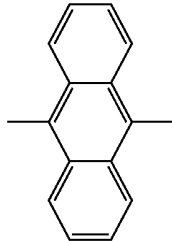
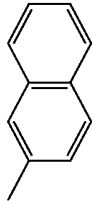
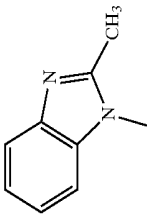
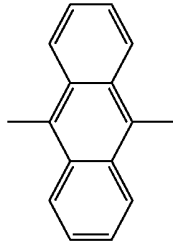
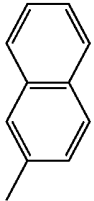
3

-continued

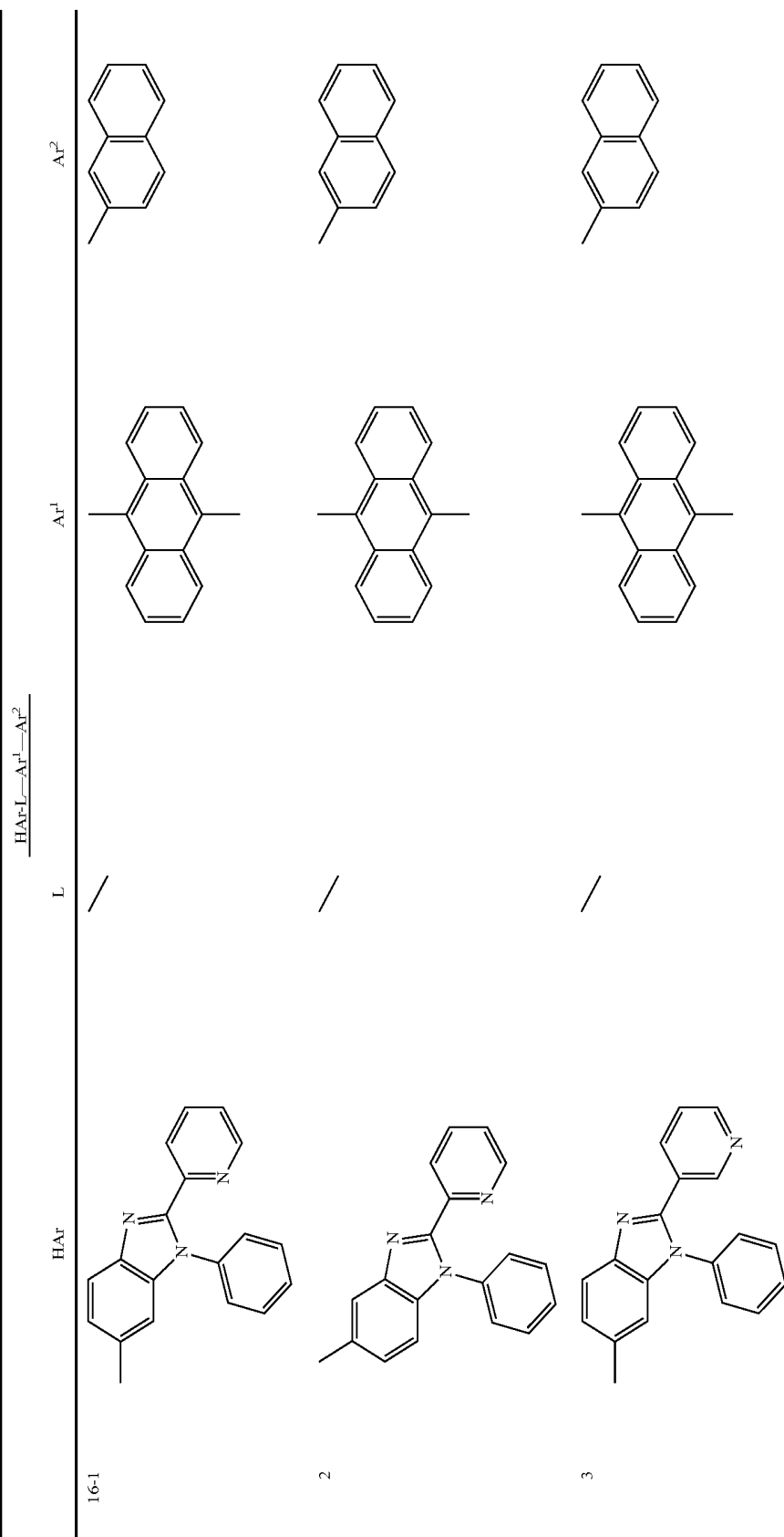


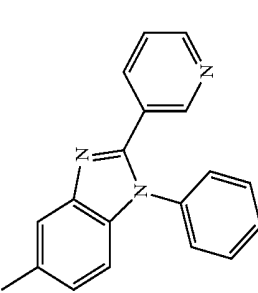
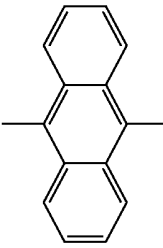
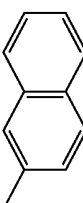
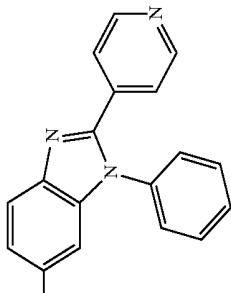
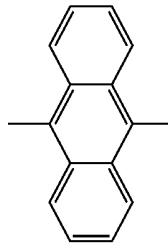
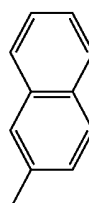
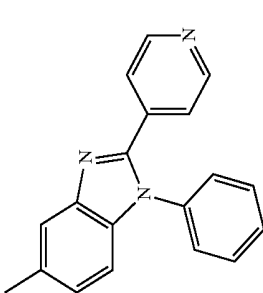
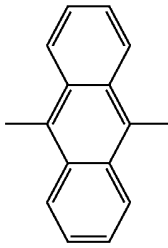
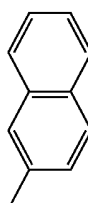
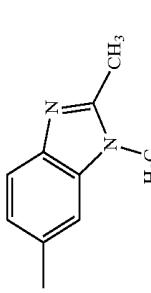
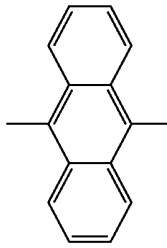
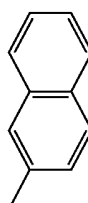
HAr	L	Ar ¹	Ar ²
			
			
	/		
	/		
4			
5			
15-1			
2			

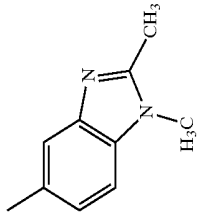
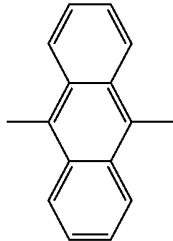
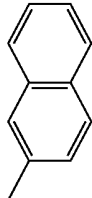
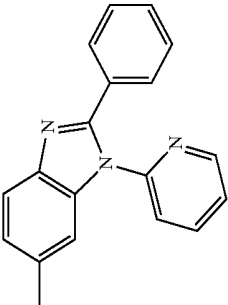
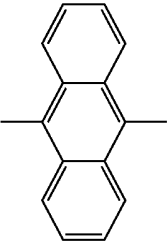
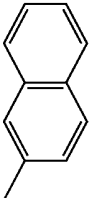
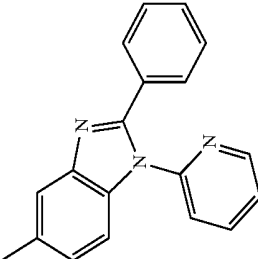
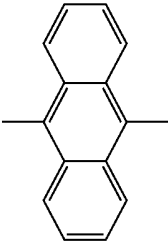
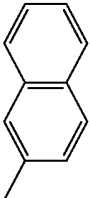
-continued				
	HA _r	L	$\frac{\text{HA}_r\text{L}-\text{Ar}^1-\text{Ar}^2}{\text{Ar}^1}$	Ar ²
3		/		
4		/		
5		/		
6		/		

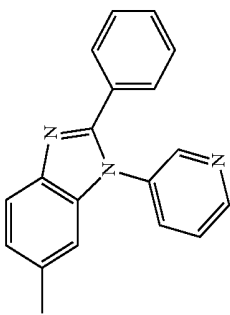
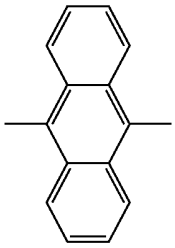
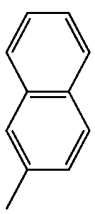
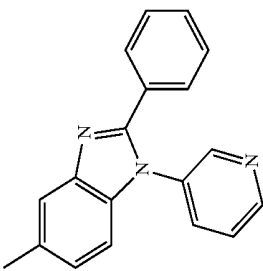
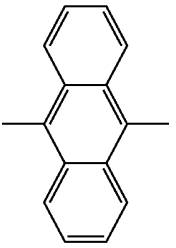
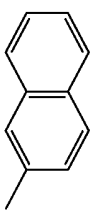
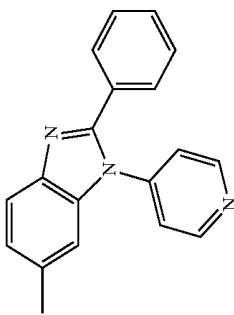
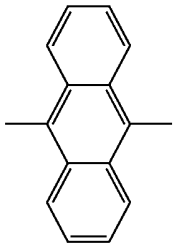
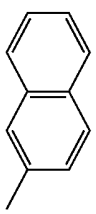
-continued				
	HA ^r	L	Ar ¹	Ar ²
7		/		
8		/		
9		/		
10		/		

-continued



-continued			
$\text{HAr} \text{---} \text{L} \text{---} \text{Ar}^1 \text{---} \text{Ar}^2$			
HAr	L	Ar ¹	Ar ²
	/		
4			
	/		
5			
	/		
6			
	/		
7			

-continued				
	$\text{HAr-L-Ar}^1\text{-Ar}^2$	L	Ar ¹	Ar ²
8		/		
17-1		/		
2		/		

-continued				
	$\text{HAr-L-Ar}^1\text{-Ar}^2$	L	Ar^1	Ar^2
3		/		
4		/		
5		/		

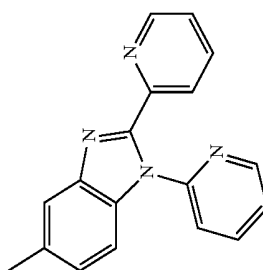
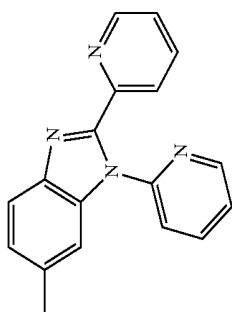
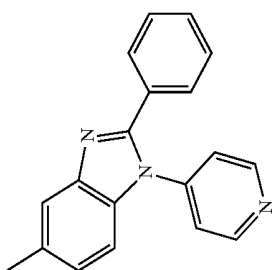
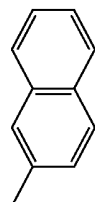
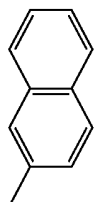
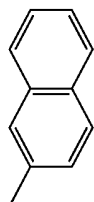
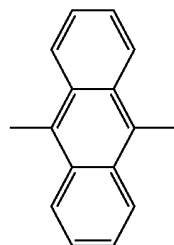
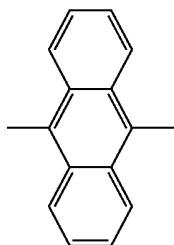
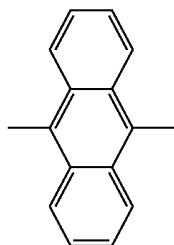
-continued



L



HAr

Ar²Ar¹

6

7

8

[0262] Among the above examples, examples (1-1), (1-5), (1-7), (2-1), (3-1), (4-2), (4-6), (7-2), (7-7), (7-8), (7-9), (9-1) and (9-7) are particularly preferred.

[0263] Although thickness of the electron injecting layer or the electron transporting layer is not specifically limited, the thickness is preferably 1 to 100 nm.

[0264] The electron injecting layer preferably contains an inorganic compound such as an insulator or a semiconductor in addition to the nitrogen-containing cyclic derivative. Such an insulator or a semiconductor, when contained in the electron injecting layer, can effectively prevent a current leak, thereby enhancing electron injectability of the electron injecting layer.

[0265] As the insulator, it is preferable to use at least one metal compound selected from a group consisting of an alkali metal chalcogenide, an alkali earth metal chalcogenide, a halogenide of alkali metal and a halogenide of alkali earth metal. By forming the electron injecting layer from the alkali metal chalcogenide or the like, the electron injecting capability can preferably be further enhanced. Specifically, preferable examples of the alkali metal chalcogenide are Li_2O , K_2O , Na_2S , Na_2Se and Na_2O , while preferable example of the alkali earth metal chalcogenide are CaO , BaO , SrO , BeO , BaS and CaSe . Preferable examples of the halogenide of the alkali metal are LiF , NaF , KF , LiCl , KCl and NaCl . Preferable examples of the halogenide of the alkali earth metal are fluorides such as CaF_2 , BaF_2 , SrF_2 , MgF_2 and BeF_2 , and halogenides other than the fluoride.

[0266] Examples of the semiconductor are one of or a combination of two or more of an oxide, a nitride or an oxidized nitride containing at least one element selected from a group consisting of Ba , Ca , Sr , Yb , Al , Ga , In , Li , Na , Cd , Mg , Si , Ta , Sb and Zn . An inorganic compound for forming the electron injecting layer is preferably a microcrystalline or amorphous semiconductor film. When the electron injecting layer is formed of such semiconductor film, more uniform thin film can be formed, thereby reducing pixel defects such as a dark spot. Examples of such an inorganic compound are the above-described alkali metal chalcogenide, alkali earth metal chalcogenide, halogenide of the alkali metal and halogenide of the alkali earth metal.

[0267] When the electron injecting layer contains such an insulator or such a semiconductor, a thickness thereof is preferably in a range of approximately 0.1 to 15 nm. The electron injecting layer according to the present invention may preferably contain the above-described reductive dopant.

[0268] The hole injecting layer or the hole transporting layer (including the hole injecting/transporting layer) may contain an aromatic amine compound such as an aromatic amine derivative represented by the following general formula (I).



[0269] In the above formula (I), Ar^1 to Ar^4 each represent a substituted or unsubstituted aryl group having 6 to 50 carbon atoms for forming a ring or a substituted or unsubstituted heteroaryl group having 5 to 50 atoms for forming a ring.

[0270] Examples of the substituted or unsubstituted aryl group having 6 to 50 ring carbon atoms are a phenyl group, 1-naphthyl group, 2-naphthyl group, 1-anthryl group, 2-anthryl group, 9-anthryl group, 1-phenanthryl group, 2-phenanthryl group, 3-phenanthryl group, 4-phenanthryl group,

9-phenanthryl group, 1-naphthacenyl group, 2-naphthacenyl group, 9-naphthacenyl group, 1-pyrenyl group, 2-pyrenyl group, 4-pyrenyl group, 2-biphenyl group, 3-biphenyl group, 4-biphenyl group, p-terphenyl-4-yl group, p-terphenyl-3-yl group, p-terphenyl-2-yl group, m-terphenyl-4-yl group, m-terphenyl-3-yl group, m-terphenyl-2-yl group, o-tolyl group, m-tolyl group, p-tolyl group, p-t-butylphenyl group, p-(2-phenylpropyl)phenyl group, 3-methyl-2-naphthyl group, 4-methyl-1-naphthyl group, 4-methyl-1-anthryl group, 4'-methylbiphenyl group, 4"-t-butyl-p-terphenyl-4-yl group, fluorenyl group and the like.

[0271] Examples of the substituted or unsubstituted heteroaryl group having 5 to 50 ring atoms are a 1-pyroryl group, 2-pyroryl group, 3-pyroryl group, pyrazinyl group, 2-pyridinyl group, 3-pyridinyl group, 4-pyridinyl group, 1-indolyl group, 2-indolyl group, 3-indolyl group, 4-indolyl group, 5-indolyl group, 6-indolyl group, 7-indolyl group, 1-isoindolyl group, 2-isoindolyl group, 3-isoindolyl group, 4-isoindolyl group, 5-isoindolyl group, 6-isoindolyl group, 7-isoindolyl group, 2-furyl group, 3-furyl group, 2-benzofuranyl group, 3-benzofuranyl group, 4-benzofuranyl group, 5-benzofuranyl group, 6-benzofuranyl group, 7-benzofuranyl group, 1-isobenzofuranyl group, 3-isobenzofuranyl group, 4-isobenzofuranyl group, 5-isobenzofuranyl group, 6-isobenzofuranyl group, 7-isobenzofuranyl group, quinolyl group, 3-quinolyl group, 4-quinolyl group, 5-quinolyl group, 6-quinolyl group, 7-quinolyl group, 8-quinolyl group, 1-isoquinolyl group, 3-isoquinolyl group, 4-isoquinolyl group, 5-isoquinolyl group, 6-isoquinolyl group, 7-isoquinolyl group, 8-isoquinolyl group, 2-quinoxaliny group, 5-quinoxaliny group, 6-quinoxaliny group, 1-carbazolyl group, 2-carbazolyl group, 3-carbazolyl group, 4-carbazolyl group, 9-carbazolyl group, 1-phenanthrydiny group, 2-phenanthrydiny group, 3-phenanthrydiny group, 4-phenanthrydiny group, 6-phenanthrydiny group, 7-phenanthrydiny group, 8-phenanthrydiny group, 9-phenanthrydiny group, 10-phenanthrydiny group, 1-acridinyl group, 2-acridinyl group, 3-acridinyl group, 4-acridinyl group, 9-acridinyl group, 1,7-phenanthroline-2-yl group, 1,7-phenanthroline-3-yl group, 1,7-phenanthroline-4-yl group, 1,7-phenanthroline-5-yl group, 1,7-phenanthroline-6-yl group, 1,7-phenanthroline-8-yl group, 1,7-phenanthroline-9-yl group, 1,7-phenanthroline-10-yl group, 1,8-phenanthroline-2-yl group, 1,8-phenanthroline-3-yl group, 1,8-phenanthroline-4-yl group, 1,8-phenanthroline-5-yl group, 1,8-phenanthroline-6-yl group, 1,8-phenanthroline-7-yl group, 1,8-phenanthroline-9-yl group, 1,8-phenanthroline-10-yl group, 1,9-phenanthroline-2-yl group, 1,9-phenanthroline-3-yl group, 1,9-phenanthroline-4-yl group, 1,9-phenanthroline-5-yl group, 1,9-phenanthroline-6-yl group, 1,9-phenanthroline-7-yl group, 1,9-phenanthroline-8-yl group, 1,9-phenanthroline-10-yl group, 1,10-phenanthroline-2-yl group, 1,10-phenanthroline-3-yl group, 1,10-phenanthroline-4-yl group, 1,10-phenanthroline-5-yl group, 2,9-phenanthroline-1-yl group, 2,9-phenanthroline-3-yl group, 2,9-phenanthroline-4-yl group, 2,9-phenanthroline-5-yl group, 2,9-phenanthroline-6-yl group, 2,9-phenanthroline-7-yl group, 2,9-phenanthroline-8-yl group, 2,9-phenanthroline-10-yl group, 2,8-phenanthroline-1-yl group, 2,8-phenanthroline-3-yl group, 2,8-phenanthroline-4-yl group, 2,8-phenanthroline-5-yl group, 2,8-phenanthroline-6-yl group, 2,8-phenanthroline-7-yl group, 2,8-phenanthroline-9-yl group, 2,8-phenanthroline-10-yl group, 2,7-phenanthroline-1-yl group, 2,7-phenanthroline-3-yl group, 2,7-phenanthroline-4-yl group, 2,7-phenanthroline-5-yl group, 2,7-phenanthroline-6-yl group, 2,7-phenanthroline-8-yl group, 2,7-phenanthroline-9-yl group,

2,7-phenanthroline-10-yl group, 1-phenaziny group, 2-phenaziny group, 1-phenothiaziny group, 2-phenothiaziny group, 3-phenothiaziny group, 4-phenothiaziny group, 10-phenothiaziny group, 1-phenoxaziny group, 2-phenoxaziny group, 3-phenoxaziny group, 4-phenoxaziny group, 10-phenoxaziny group, 2-oxazolyl group, 4-oxazolyl group, 5-oxazolyl group, 2-oxadiazolyl group, 5-oxadiazolyl group, 3-furazanyl group, 2-thienyl group, 3-thienyl group, 2-methylpyrrole-1-yl group, 2-methylpyrrole-3-yl group, 2-methylpyrrole-4-yl group, 2-methylpyrrole-5-yl group, 3-methylpyrrole-1-yl group, 3-methylpyrrole-2-yl group, 3-methylpyrrole-4-yl group, 3-methylpyrrole-5-yl group, 2-t-butylpyrrole-3-yl group, 3-(2-phenylpropyl)pyrrole-1-yl group, 2-methyl-1-indolyl group, 4-methyl-1-indolyl group, 2-methyl-3-indolyl group, 4-methyl-3-indolyl group, 2-t-butyl-1-indolyl group, 4-t-butyl-1-indolyl group, 2-t-butyl-3-indolyl group, 4-t-butyl-3-indolyl group and the like. Among the above, a phenyl group, a naphthyl group, biphenyl group, anthranil group, phenanthryl group, pyrenyl group, chrysenyl group, fluoranthenyl group, fluorenyl group and the like are preferable.

[0272] L represents a link group. Specifically, L represents a substituted or unsubstituted arylene group having 6 to 50 carbon atoms forming a ring, a substituted or unsubstituted heteroarylene group having 5 to 50 atoms forming a ring, a divalent group formed by singly bonding, ether-bonding or thioether-bonding two or more arylene groups, a divalent group formed by bonding two or more arylene groups by alkylene group having 1 to 20 carbon atoms, alkenylene group having 2 to 20 carbon atoms or amino group, a divalent group formed by singly bonding, ether-bonding or thioether-bonding two or more heteroarylene groups, or a divalent group formed by bonding two or more heteroarylene groups by alkylene group having 1 to 20 carbon atoms, alkenylene group having 2 to 20 carbon atoms or amino group. Examples of the arylene group having 6 to 50 ring carbon atoms are a 1,4-phenylene group, 1,2-phenylene group, 1,3-phenylene group, 1,4-naphthylene group, 2,6-naphthylene group, 1,5-naphthylene group, 9,10-anthranylene group, 9,10-phenanthrenylene group, 3,6-phenanthrenylene group, 1,6-pyrenylene group, 2,7-pyrenylene group, 6,12-chrysenylene group, 4,4'-biphenylene group, 3,3'-biphenylene group, 2,2'-biphenylene group, 2,7-fluorenylene group and the like. Examples of the arylene group having 5 to 50 ring atoms are a 2,5-thiophenylene group, 2,5-silolylene group, 2,5-oxadiazolylene and the like. Among the above, a 1,4-phenylene group, 1,2-phenylene group, 1,3-phenylene group, 1,4-naphthylene group, 9,10-anthranylene group, 6,12-chrysenylene group, 4,4'-biphenylene group, 3,3'-biphenylene group, 2,2'-biphenylene group, and 2,7-fluorenylene group are preferable.

[0273] When L represents a link group formed of 2 or more arylene groups or 2 or more heteroarylene groups, adjacent arylene groups or adjacent heteroarylene groups may be bonded together via a divalent group to form a new ring. Examples of the divalent group for forming the ring are a tetramethylene group, a pentamethylene group, a hexamethylene group, a diphenylmethane-2,2'-diyl group, a diphenylethane-3,3'-diyl group, a diphenylpropane-4,4'-diyl group and the like.

[0274] Examples of a substituent for each of Ar¹ to Ar⁴ and L are an amino group, a halogen atom, a cyano group, a nitro group and a hydroxy group each of which is substituted by a substituted or unsubstituted aryl group having 6 to 50 carbon atoms forming a ring, a substituted or unsubstituted heteroaryl group having 5 to 50 atoms forming a ring, a substituted or unsubstituted alkyl group having 1 to 50 carbon

atoms, a substituted or unsubstituted cycloalkyl group having 3 to 50 carbon atoms, a substituted or unsubstituted alkoxy group having 1 to 50 carbon atoms, a substituted or unsubstituted aralkyl group having 7 to 50 carbon atoms, a substituted or unsubstituted aryloxy group having 6 to 50 carbon atoms forming a ring, a substituted or unsubstituted heteroaryloxy group having 6 to 50 carbon atoms forming a ring, a substituted or unsubstituted arylthio group having 6 to 50 atoms forming a ring, a substituted or unsubstituted heteroarylthio group having 5 to 50 atoms forming a ring, a substituted or unsubstituted alkoxy carbonyl group having 2 to 50 carbon atoms, a substituted or unsubstituted aryl group having 6 to 50 carbon atoms forming a ring, or a substituted or unsubstituted heteroaryl group having 5 to 50 atoms forming a ring.

[0275] Examples of the substituted or unsubstituted aryl group having 6 to 50 ring carbon atoms are a phenyl group, 1-naphthyl group, 2-naphthyl group, 1-anthryl group, 2-anthryl group, 9-anthryl group, 1-phenanthryl group, 2-phenanthryl group, 3-phenanthryl group, 4-phenanthryl group, 9-phenanthryl group, 1-naphthacenyl group, 2-naphthacenyl group, 9-naphthacenyl group, 1-pyrenyl group, 2-pyrenyl group, 4-pyrenyl group, 2-biphenyl group, 3-biphenyl group, 4-biphenyl group, p-terphenyl-4-yl group, p-terphenyl-3-yl group, p-terphenyl-2-yl group, m-terphenyl-4-yl group, m-terphenyl-3-yl group, m-terphenyl-2-yl group, o-tolyl group, m-tolyl group, p-tolyl group, p-t-butylphenyl group, p-(2-phenylpropyl)phenyl group, 3-methyl-2-naphthyl group, 4-methyl-1-naphthyl group, 4-methyl-1-anthryl group, 4'-methylbiphenyl group, 4"-t-butyl-p-terphenyl-4-yl group, fluoranthenyl group, fluorenyl group and the like.

[0276] Examples of the substituted or unsubstituted heteroaryl group having 5 to 50 ring atoms are a 1-pyroryl group, 2-pyroryl group, 3-pyroryl group, pyrazinyl group, 2-pyridinyl group, 3-pyridinyl group, 4-pyridinyl group, 1-indolyl group, 2-indolyl group, 3-indolyl group, 4-indolyl group, 5-indolyl group, 6-indolyl group, 7-indolyl group, 1-isoindolyl group, 2-isoindolyl group, 3-isoindolyl group, 4-isoindolyl group, 5-isoindolyl group, 6-isoindolyl group, 7-isoindolyl group, 2-furyl group, 3-furyl group, 2-benzofuranyl group, 3-benzofuranyl group, 4-benzofuranyl group, 5-benzofuranyl group, 6-benzofuranyl group, 7-benzofuranyl group, 1-isobenzofuranyl group, 3-isobenzofuranyl group, 4-isobenzofuranyl group, 5-isobenzofuranyl group, 6-isobenzofuranyl group, 7-isobenzofuranyl group, quinolyl group, 3-quinolyl group, 4-quinolyl group, 5-quinolyl group, 6-quinolyl group, 7-quinolyl group, 8-quinolyl group, 1-isoquinolyl group, 3-isoquinolyl group, 4-isoquinolyl group, 5-isoquinolyl group, 6-isoquinolyl group, 7-isoquinolyl group, 8-isoquinolyl group, 2-quinoxaliny group, 5-quinoxaliny group, 6-quinoxaliny group, 1-carbazolyl group, 2-carbazolyl group, 3-carbazolyl group, 4-carbazolyl group, 9-carbazolyl group, 1-phenanthrydiny group, 2-phenanthrydiny group, 3-phenanthrydiny group, 4-phenanthrydiny group, 6-phenanthrydiny group, 7-phenanthrydiny group, 8-phenanthrydiny group, 9-phenanthrydiny group, 10-phenanthrydiny group, 1-acridinyl group, 2-acridinyl group, 3-acridinyl group, 4-acridinyl group, 9-acridinyl group, 1,7-phenanthroline-2-yl group, 1,7-phenanthroline-3-yl group, 1,7-phenanthroline-4-yl group, 1,7-phenanthroline-5-yl group, 1,7-phenanthroline-6-yl group, 1,7-phenanthroline-8-yl group, 1,7-phenanthroline-9-yl group, 1,7-phenanthroline-10-yl group, 1,8-phenanthroline-2-yl group, 1,8-phenanthroline-3-yl group, 1,8-phenanthroline-4-yl group, 1,8-phenanthroline-5-yl group, 1,8-phenanthroline-6-yl group, 1,8-phenanthroline-7-yl group, 1,8-phenanthroline-9-yl group, 1,8-phenanthroline-10-yl group, 1,9-phenanthroline-2-yl group, 1,9-phenanthroline-3-yl group, 1,9-

phenanthroline-4-yl group, 1,9-phenanthroline-5-yl group, 1,9-phenanthroline-6-yl group, 1,9-phenanthroline-7-yl group, 1,9-phenanthroline-8-yl group, 1,9-phenanthroline-10-yl group, 1,10-phenanthroline-2-yl group, 1,10-phenanthroline-3-yl group, 1,10-phenanthroline-4-yl group, 1,10-phenanthroline-5-yl group, 2,9-phenanthroline-1-yl group, 2,9-phenanthroline-3-yl group, 2,9-phenanthroline-4-yl group, 2,9-phenanthroline-5-yl group, 2,9-phenanthroline-6-yl group, 2,9-phenanthroline-7-yl group, 2,9-phenanthroline-8-yl group, 2,9-phenanthroline-10-yl group, 2,8-phenanthroline-1-yl group, 2,8-phenanthroline-3-yl group, 2,8-phenanthroline-4-yl group, 2,8-phenanthroline-5-yl group, 2,8-phenanthroline-6-yl group, 2,8-phenanthroline-7-yl group, 2,8-phenanthroline-9-yl group, 2,8-phenanthroline-10-yl group, 2,7-phenanthroline-1-yl group, 2,7-phenanthroline-3-yl group, 2,7-phenanthroline-4-yl group, 2,7-phenanthroline-5-yl group, 2,7-phenanthroline-6-yl group, 2,7-phenanthroline-8-yl group, 2,7-phenanthroline-9-yl group, 2,7-phenanthroline-10-yl group, 1-phenazinyl group, 2-phenazinyl group, 1-phenothiazinyl group, 2-phenothiazinyl group, 3-phenothiazinyl group, 4-phenothiazinyl group, 10-phenothiazinyl group, 1-phenoxazinyl group, 2-phenoxazinyl group, 3-phenoxazinyl group, 4-phenoxazinyl group, 10-phenoxazinyl group, 2-oxazolyl group, 4-oxazolyl group, 5-oxazolyl group, 2-oxadiazolyl group, 5-oxadiazolyl group, 3-furazanyl group, 2-thienyl group, 3-thienyl group, 2-methylpyrrole-1-yl group, 2-methylpyrrole-3-yl group, 2-methylpyrrole-4-yl group, 2-methylpyrrole-5-yl group, 3-methylpyrrole-1-yl group, 3-methylpyrrole-2-yl group, 3-methylpyrrole-4-yl group, 3-methylpyrrole-5-yl group, 2-t-butylpyrrole-3-yl group, 3-(2-phenylpropyl)pyrrole-1-yl group, 2-methyl-1-indolyl group, 4-methyl-1-indolyl group, 2-methyl-3-indolyl group, 4-methyl-3-indolyl group, 2-t-butyl-1-indolyl group, 4-t-butyl-1-indolyl group, 2-t-butyl-3-indolyl group, 4-t-butyl-3-indolyl group and the like.

[0277] Examples of the substituted or unsubstituted alkyl group having 1 to 50 carbon atoms are a methyl group, ethyl group, propyl group, isopropyl group, n-butyl group, s-butyl group, isobutyl group, t-butyl group, n-pentyl group, n-hexyl group, n-heptyl group, n-octyl group, hydroxymethyl group, 1-hydroxyethyl group, 2-hydroxyethyl group, 2-hydroxyisobutyl group, 1,2-dihydroxyethyl group, 1,3-dihydroxyisopropyl group, 2,3-dihydroxy-t-butyl group, 1,2,3-trihydroxypropyl group, chloromethyl group, 1-chloroethyl group, 2-chloroethyl group, 2-chloroisobutyl group, 1,2-dichloroethyl group, 1,3-dichloroisopropyl group, 2,3-dichloro-t-butyl group, 1,2,3-trichloropropyl group, bromomethyl group, 1-bromoethyl group, 2-bromoethyl group, 2-bromoisobutyl group, 1,2-dibromoethyl group, 1,3-dibromoisopropyl group, 2,3-dibromo-t-butyl group, 1,2,3-tribromopropyl group, iodomethyl group, 1-iodoethyl group, 2-iodoethyl group, 2-iodoisobutyl group, 1,2-diiodoethyl group, 1,3-diiodoisopropyl group, 2,3-diiodo-t-butyl group, 1,2,3-triiodopropyl group, aminomethyl group, 1-aminoethyl group, 2-aminoethyl group, 2-aminoisobutyl group, 1,2-diaminoethyl group, 1,3-diaminoisopropyl group, 2,3-diamino-t-butyl group, 1,2,3-triaminopropyl group, cyanomethyl group, 1-cyanoethyl group, 2-cyanoethyl group, 2-cyanoisobutyl group, 1,2-dicyanoethyl group, 1,3-dicyanoisopropyl group, 2,3-dicyano-t-butyl group, 1,2,3-tricyanopropyl group, nitromethyl group, 1-nitroethyl group, 2-nitroethyl group, 2-nitroisobutyl group, 1,2-dinitroethyl group, 1,3-dinitroisopropyl group, 2,3-dinitro-t-butyl group and 1,2,3-trinitropropyl group.

[0278] Examples of the substituted or unsubstituted cycloalkyl group having 3 to 50 carbon atoms are a cyclopropyl group, a cyclobutyl group, a cyclopentyl group, a cyclo-

hexyl group, a 4-methylcyclohexyl group, a 1-adamantyl group, a 2-adamantyl group, a 1-norbornyl group, a 2-norbornyl group and the like.

[0279] The substituted or unsubstituted alkoxy group having 1 to 50 carbon atoms is a group represented by —OY. Examples of Y are a methyl group, ethyl group, propyl group, isopropyl group, n-butyl group, s-butyl group, isobutyl group, t-butyl group, n-pentyl group, n-hexyl group, n-heptyl group, n-octyl group, hydroxymethyl group, 1-hydroxyethyl group, 2-hydroxyethyl group, 2-hydroxyisobutyl group, 1,2-dihydroxyethyl group, 1,3-dihydroxyisopropyl group, 2,3-dihydroxy-t-butyl group, 1,2,3-trihydroxypropyl group, chloromethyl group, 1-chloroethyl group, 2-chloroethyl group, 2-chloroisobutyl group, 1,2-dichloroethyl group, 1,3-dichloroisopropyl group, 2,3-dichloro-t-butyl group, 1,2,3-trichloropropyl group, bromomethyl group, 1-bromoethyl group, 2-bromoethyl group, 2-bromoisobutyl group, 1,2-dibromoethyl group, 1,3-dibromoisopropyl group, 2,3-dibromo-t-butyl group, 1,2,3-tribromopropyl group, iodomethyl group, 1-iodoethyl group, 2-iodoethyl group, 2-iodoisobutyl group, 1,2-diiodoethyl group, 1,3-diiodoisopropyl group, 2,3-diiodo-t-butyl group, 1,2,3-triiodopropyl group, aminomethyl group, 1-aminoethyl group, 2-aminoethyl group, 2-aminoisobutyl group, 1,2-diaminoethyl group, 1,3-diaminoisopropyl group, 2,3-diamino-t-butyl group, 1,2,3-triaminopropyl group, cyanomethyl group, 1-cyanoethyl group, 2-cyanoethyl group, 2-cyanoisobutyl group, 1,2-dicyanoethyl group, 1,3-dicyanoisopropyl group, 2,3-dicyano-t-butyl group, 1,2,3-tricyanopropyl group, nitromethyl group, 1-nitroethyl group, 2-nitroethyl group, 2-nitroisobutyl group, 1,2-dinitroethyl group, 1,3-dinitroisopropyl group, 2,3-dinitro-t-butyl group and 1,2,3-trinitropropyl group.

[0280] Examples of the substituted or unsubstituted aralkyl group having 7 to 50 carbon atoms are a benzyl group, 1-phenylethyl group, 2-phenylethyl group, 1-phenylisopropyl group, 2-phenylisopropyl group, phenyl-t-butyl group, α -naphthylmethyl group, 1- α -naphthylethyl group, 2- α -naphthylethyl group, 1- α -naphthylisopropyl group, 2- α -naphthylisopropyl group, β -naphthylmethyl group, 1- β -naphthylethyl group, 2- β -naphthylethyl group, 1- β -naphthylisopropyl group, 2- β -naphthylisopropyl group, 1-pyrrylmethyl group, 2-(1-pyrryl)ethyl group, p-methylbenzyl group, m-methylbenzyl group, o-methylbenzyl group, p-chlorobenzyl group, m-chlorobenzyl group, o-chlorobenzyl group, p-bromobenzyl group, m-bromobenzyl group, o-bromobenzyl group, p-iodobenzyl group, m-iodobenzyl group, o-iodobenzyl group, p-hydroxybenzyl group, m-hydroxybenzyl group, o-hydroxybenzyl group, p-aminobenzyl group, m-aminobenzyl group, o-aminobenzyl group, p-nitrobenzyl group, m-nitrobenzyl group, o-nitrobenzyl group, p-cyanobenzyl group, m-cyanobenzyl group, o-cyanobenzyl group, 1-hydroxy-2-phenylisopropyl group, 1-chloro-2-phenylisopropyl group and the like.

[0281] The substituted or unsubstituted aryloxy group having 6 to 50 ring carbon atoms is represented by —OY'. Preferable examples of Y' are a phenyl group, 1-naphthyl group, 2-naphthyl group, 1-anthryl group, 2-anthryl group, 9-anthryl group, 1-phenanthryl group, 2-phenanthryl group, 3-phenanthryl group, 4-phenanthryl group, 9-phenanthryl group, 1-naphthacenyl group, 2-naphthacenyl group, 9-naphthacenyl group, 1-pyrenyl group, 2-pyrenyl group, 4-pyrenyl group, 2-biphenyl group, 3-biphenyl group, 4-biphenyl group, p-terphenyl-4-yl group, p-terphenyl-3-yl group, p-terphenyl-2-yl group, m-terphenyl-4-yl group, m-terphenyl-3-yl group, m-terphenyl-2-yl group, o-tolyl group, m-tolyl group, p-tolyl group, p-t-butylphenyl group, p-(2-phenylpropyl)phenyl group, 3-methyl-2-naphthyl group, 4-methyl-1-

naphthyl group, 4-methyl-1-anthryl group, 4'-methylbiphenyl group, 4"-t-butyl-p-terphenyl-4-yl group and the like.

[0282] The substituted or unsubstituted heteroaryloxy group having 5 to 50 ring atoms is represented by —OZ'. Examples of Z' are a 2-pyroryl group, 3-pyroryl group, pyrazinyl group, 2-pyridinyl group, 3-pyridinyl group, 4-pyridinyl group, 2-indolyl group, 3-indolyl group, 4-indolyl group, 5-indolyl group, 6-indolyl group, 7-indolyl group, 1-isoindolyl group, 3-isoindolyl group, 4-isoindolyl group, 5-isoindolyl group, 6-isoindolyl group, 7-isoindolyl group, 2-furyl group, 3-furyl group, 2-benzofuranyl group, 3-benzofuranyl group, 4-benzofuranyl group, 5-benzofuranyl group, 6-benzofuranyl group, 7-benzofuranyl group, 1-isobenzofuranyl group, 3-isobenzofuranyl group, 4-isobenzofuranyl group, 5-isobenzofuranyl group, 6-isobenzofuranyl group, 7-isobenzofuranyl group, 2-quinolyl group, 3-quinolyl group, 4-quinolyl group, 5-quinolyl group, 6-quinolyl group, 7-quinolyl group, 8-quinolyl group, 1-isoquinolyl group, 3-isoquinolyl group, 4-isoquinolyl group, 5-isoquinolyl group, 6-isoquinolyl group, 7-isoquinolyl group, 8-isoquinolyl group, 2-quinoxalyl group, 5-quinoxalyl group, 6-quinoxalyl group, 1-carbazolyl group, 2-carbazolyl group, 3-carbazolyl group, 4-carbazolyl group, 1-phenanthrydinyl group, 2-phenanthrydinyl group, 3-phenanthrydinyl group, 4-phenanthrydinyl group, 6-phenanthrydinyl group, 7-phenanthrydinyl group, 8-phenanthrydinyl group, 9-phenanthrydinyl group, 10-phenanthrydinyl group, 1-acridinyl group, 2-acridinyl group, 3-acridinyl group, 4-acridinyl group, 9-acridinyl group, 1,7-phenanthroline-2-yl group, 1,7-phenanthroline-3-yl group, 1,7-phenanthroline-4-yl group, 1,7-phenanthroline-5-yl group, 1,7-phenanthroline-6-yl group, 1,7-phenanthroline-8-yl group, 1,7-phenanthroline-9-yl group, 1,7-phenanthroline-10-yl group, 1,8-phenanthroline-2-yl group, 1,8-phenanthroline-3-yl group, 1,8-phenanthroline-4-yl group, 1,8-phenanthroline-5-yl group, 1,8-phenanthroline-6-yl group, 1,8-phenanthroline-7-yl group, 1,8-phenanthroline-9-yl group, 1,8-phenanthroline-10-yl group, 1,9-phenanthroline-2-yl group, 1,9-phenanthroline-3-yl group, 1,9-phenanthroline-4-yl group, 1,9-phenanthroline-5-yl group, 1,9-phenanthroline-6-yl group, 1,9-phenanthroline-7-yl group, 1,9-phenanthroline-8-yl group, 1,9-phenanthroline-10-yl group, 1,10-phenanthroline-2-yl group, 1,10-phenanthroline-3-yl group, 1,10-phenanthroline-4-yl group, 1,10-phenanthroline-5-yl group, 2,9-phenanthroline-1-yl group, 2,9-phenanthroline-3-yl group, 2,9-phenanthroline-4-yl group, 2,9-phenanthroline-5-yl group, 2,9-phenanthroline-6-yl group, 2,9-phenanthroline-7-yl group, 2,9-phenanthroline-8-yl group, 2,9-phenanthroline-10-yl group, 2,8-phenanthroline-1-yl group, 2,8-phenanthroline-3-yl group, 2,8-phenanthroline-4-yl group, 2,8-phenanthroline-5-yl group, 2,8-phenanthroline-6-yl group, 2,8-phenanthroline-7-yl group, 2,8-phenanthroline-9-yl group, 2,8-phenanthroline-10-yl group, 2,7-phenanthroline-1-yl group, 2,7-phenanthroline-3-yl group, 2,7-phenanthroline-4-yl group, 2,7-phenanthroline-5-yl group, 2,7-phenanthroline-6-yl group, 2,7-phenanthroline-8-yl group, 2,7-phenanthroline-9-yl group, 2,7-phenanthroline-10-yl group, 1-phenazinyl group, 2-phenazinyl group, 1-phenothiazinyl group, 2-phenothiazinyl group, 3-phenothiazinyl group, 4-phenothiazinyl group, 1-phenoxazinyl group, 2-phenoxazinyl group, 3-phenoxazinyl group, 4-phenoxazinyl group, 2-oxazolyl group, 4-oxazolyl group, 5-oxazolyl group, 2-oxadiazolyl group, 5-oxadiazolyl group, 3-furazanyl group, 2-thienyl group, 3-thienyl group, 2-methylpyrrole-1-yl group, 2-methylpyrrole-3-yl group, 2-methylpyrrole-4-yl group, 2-methylpyrrole-5-yl group, 3-methylpyrrole-1-yl group, 3-methylpyrrole-2-yl group, 3-methylpyrrole-4-yl

group, 3-methylpyrrole-5-yl group, 2-t-butylpyrrole-3-yl group, 3-(2-phenylpropyl)pyrrole-1-yl group, 2-methyl-1-indolyl group, 4-methyl-1-indolyl group, 2-methyl-3-indolyl group, 4-methyl-3-indolyl group, 2-t-butyl-1-indolyl group, 4-t-butyl-1-indolyl group, 2-t-butyl-3-indolyl group, 4-t-butyl-3-indolyl group and the like.

[0283] The substituted or unsubstituted arylthio group having 6 to 50 ring carbon atoms is represented by —SY". Preferable examples of Y" are a phenyl group, 1-naphthyl group, 2-naphthyl group, 1-anthryl group, 2-anthryl group, 9-anthryl group, 1-phenanthryl group, 2-phenanthryl group, 3-phenanthryl group, 4-phenanthryl group, 9-phenanthryl group, 1-naphthacenyl group, 2-naphthacenyl group, 9-naphthacenyl group, 1-pyrenyl group, 2-pyrenyl group, 4-pyrenyl group, 2-biphenyl group, 3-biphenyl group, 4-biphenyl group, p-terphenyl-4-yl group, p-terphenyl-3-yl group, p-terphenyl-2-yl group, m-terphenyl-4-yl group, m-terphenyl-3-yl group, m-terphenyl-2-yl group, o-tolyl group, m-tolyl group, p-tolyl group, p-t-butylphenyl group, p-(2-phenylpropyl)phenyl group, 3-methyl-2-naphthyl group, 4-methyl-1-naphthyl group, 4-methyl-1-anthryl group, 4'-methylbiphenyl group, 4"-t-butyl-p-terphenyl-4-yl group and the like.

[0284] The substituted or unsubstituted heteroarylthio group is represented by —SZ". Examples of Z" are a 2-pyroryl group, 3-pyroryl group, pyrazinyl group, 2-pyridinyl group, 3-pyridinyl group, 4-pyridinyl group, 2-indolyl group, 3-indolyl group, 4-indolyl group, 5-indolyl group, 6-indolyl group, 7-indolyl group, 1-isoindolyl group, 3-isoindolyl group, 4-isoindolyl group, 5-isoindolyl group, 6-isoindolyl group, 7-isoindolyl group, 2-furyl group, 3-furyl group, 2-benzofuranyl group, 3-benzofuranyl group, 4-benzofuranyl group, 5-benzofuranyl group, 6-benzofuranyl group, 7-benzofuranyl group, 1-isobenzofuranyl group, 3-isobenzofuranyl group, 4-isobenzofuranyl group, 5-isobenzofuranyl group, 6-isobenzofuranyl group, 7-isobenzofuranyl group, 2-quinolyl group, 3-quinolyl group, 4-quinolyl group, 5-quinolyl group, 6-quinolyl group, 7-quinolyl group, 8-quinolyl group, 1-isoquinolyl group, 3-isoquinolyl group, 4-isoquinolyl group, 5-isoquinolyl group, 6-isoquinolyl group, 7-isoquinolyl group, 8-isoquinolyl group, 2-quinoxalyl group, 5-quinoxalyl group, 6-quinoxalyl group, 1-carbazolyl group, 2-carbazolyl group, 3-carbazolyl group, 4-carbazolyl group, 1-phenanthrydinyl group, 2-phenanthrydinyl group, 3-phenanthrydinyl group, 4-phenanthrydinyl group, 6-phenanthrydinyl group, 7-phenanthrydinyl group, 8-phenanthrydinyl group, 9-phenanthrydinyl group, 10-phenanthrydinyl group, 1-acridinyl group, 2-acridinyl group, 3-acridinyl group, 4-acridinyl group, 9-acridinyl group, 1,7-phenanthroline-2-yl group, 1,7-phenanthroline-3-yl group, 1,7-phenanthroline-4-yl group, 1,7-phenanthroline-5-yl group, 1,7-phenanthroline-6-yl group, 1,7-phenanthroline-8-yl group, 1,7-phenanthroline-9-yl group, 1,7-phenanthroline-10-yl group, 1,8-phenanthroline-2-yl group, 1,8-phenanthroline-3-yl group, 1,8-phenanthroline-4-yl group, 1,8-phenanthroline-5-yl group, 1,8-phenanthroline-6-yl group, 1,8-phenanthroline-7-yl group, 1,8-phenanthroline-9-yl group, 1,8-phenanthroline-10-yl group, 1,9-phenanthroline-2-yl group, 1,9-phenanthroline-3-yl group, 1,9-phenanthroline-4-yl group, 1,9-phenanthroline-5-yl group, 1,9-phenanthroline-6-yl group, 1,9-phenanthroline-7-yl group, 1,9-phenanthroline-8-yl group, 1,9-phenanthroline-10-yl group, 1,10-phenanthroline-2-yl group, 1,10-phenanthroline-3-yl group, 1,10-phenanthroline-4-yl group, 1,10-phenanthroline-5-yl group, 2,9-phenanthroline-1-yl group, 2,9-phenanthroline-3-yl group, 2,9-phenanthroline-4-yl group, 2,9-phenanthroline-5-yl group, 2,9-phenanthroline-6-yl group, 2,9-phenanthroline-7-yl group, 2,9-phenanthroline-8-yl group, 2,9-phenanthroline-9-yl group, 2,9-phenanthroline-10-yl group.

8-yl group, 2,9-phenanthroline-10-yl group, 2,8-phenanthroline-1-yl group, 2,8-phenanthroline-3-yl group, 2,8-phenanthroline-4-yl group, 2,8-phenanthroline-5-yl group, 2,8-phenanthroline-6-yl group, 2,8-phenanthroline-7-yl group, 2,8-phenanthroline-9-yl group, 2,8-phenanthroline-10-yl group, 2,7-phenanthroline-1-yl group, 2,7-phenanthroline-3-yl group, 2,7-phenanthroline-4-yl group, 2,7-phenanthroline-5-yl group, 2,7-phenanthroline-6-yl group, 2,7-phenanthroline-8-yl group, 2,7-phenanthroline-9-yl group, 2,7-phenanthroline-10-yl group, 1-phenazinyl group, 2-phenazinyl group, 1-phenothiazinyl group, 2-phenothiazinyl group, 3-phenothiazinyl group, 4-phenothiazinyl group, 1-phenoxazinyl group, 2-phenoxazinyl group, 3-phenoxazinyl group, 4-phenoxazinyl group, 2-oxazolyl group, 4-oxazolyl group, 5-oxazolyl group, 2-oxadiazolyl group, 5-oxadiazolyl group, 3-furazanyl group, 2-thienyl group, 3-thienyl group, 2-methylpyrrole-1-yl group, 2-methylpyrrole-3-yl group, 2-methylpyrrole-4-yl group, 2-methylpyrrole-5-yl group, 3-methylpyrrole-1-yl group, 3-methylpyrrole-2-yl group, 3-methylpyrrole-4-yl group, 3-methylpyrrole-5-yl group, 2-t-butylpyrrole-3-yl group, 3-(2-phenylpropyl)pyrrole-1-yl group, 2-methyl-1-indolyl group, 4-methyl-1-indolyl group, 2-methyl-3-indolyl group, 4-methyl-3-indolyl group, 2-t-butyl-1-indolyl group, 4-t-butyl-1-indolyl group, 2-t-butyl-3-indolyl group, 4-t-butyl-3-indolyl group and the like.

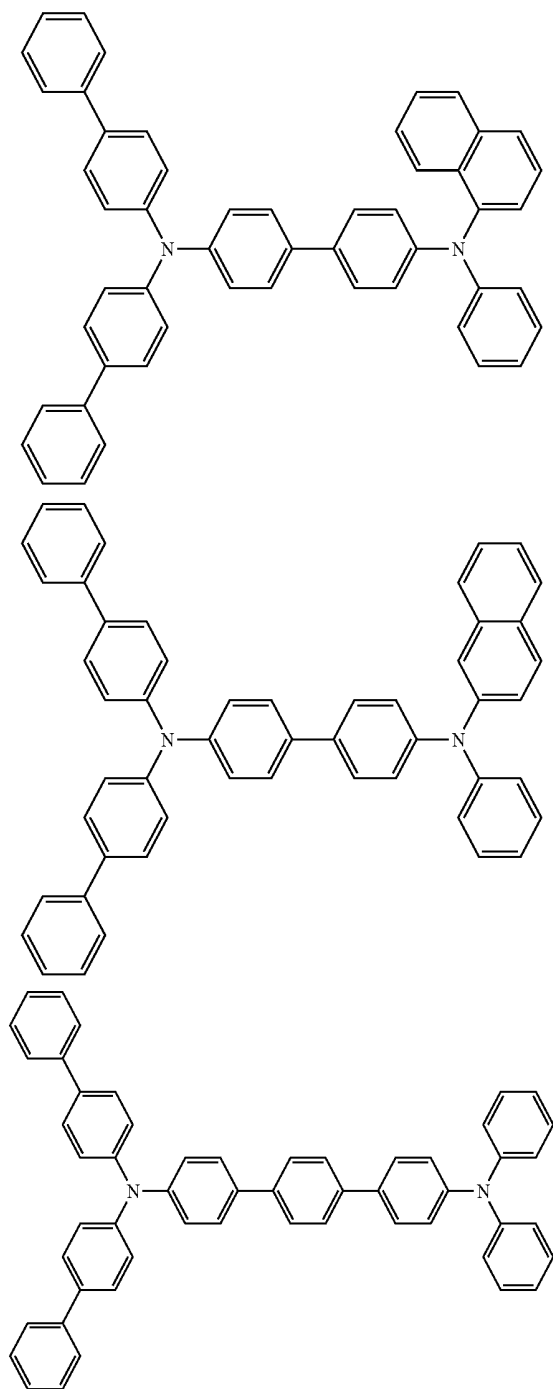
[0285] The alkoxycarbonyl group having 2 to 50 carbon atoms is a group represented by —COOZ. Examples of Z are a methyl group, ethyl group, propyl group, isopropyl group, n-butyl group, s-butyl group, isobutyl group, t-butyl group, n-pentyl group, n-hexyl group, n-heptyl group, n-octyl group, hydroxymethyl group, 1-hydroxyethyl group, 2-hydroxyethyl group, 2-hydroxyisobutyl group, 1,2-dihydroxyethyl group, 1,3-dihydroxyisopropyl group, 2,3-dihydroxy-t-butyl group, 1,2,3-trihydroxypropyl group, chloromethyl group, 1-chloroethyl group, 2-chloroethyl group, 2-chloroisobutyl group, 1,2-dichloroethyl group, 1,3-dichloroisopropyl group, 2,3-dichloro-t-butyl group, 1,2,3-trichloropropyl group, bromomethyl group, 1-bromoethyl group, 2-bromoethyl group, 2-bromoisobutyl group, 1,2-dibromoethyl group, 1,3-dibromoisopropyl group, 2,3-dibromo-t-butyl group, 1,2,3-tribromopropyl group, iodomethyl group, 1-iodoethyl group, 2-iodoethyl group, 2-iodoisobutyl group, 1,2-diiodoethyl group, 1,3-diiodoisopropyl group, 2,3-diiodo-t-butyl group, 1,2,3-triiodopropyl group, aminomethyl group, 1-aminoethyl group, 2-aminoethyl group, 2-aminoisobutyl group, 1,2-diaminoethyl group, 1,3-diaminoisopropyl group, 2,3-diamino-t-butyl group, 1,2,3-triaminopropyl group, cyanomethyl group, 1-cyanoethyl group, 2-cyanoethyl group, 2-cyanoisobutyl group, 1,2-dicyanoethyl group, 1,3-dicyanoisopropyl group, 2,3-dicyano-t-butyl group, 1,2,3-tricyanopropyl group, nitromethyl group, 1-nitroethyl group, 2-nitroethyl group, 2-nitroisobutyl group, 1,2-dinitroethyl group, 1,3-dinitroisopropyl group, 2,3-dinitro-t-butyl group and 1,2,3-trinitropropyl group.

[0286] The amino group substituted by the substituted or unsubstituted aryl group having 6 to 50 ring carbon atoms or the substituted or unsubstituted heteroarylthio group having 5 to 50 ring atoms is represented by —NPQ. Examples of P and Q are a phenyl group, 1-naphthyl group, 2-naphthyl group, 1-anthryl group, 2-anthryl group, 9-anthryl group, 1-phenanthryl group, 2-phenanthryl group, 3-phenanthryl group, 4-phenanthryl group, 9-phenanthryl group, 1-naphthacenyl group, 2-naphthacenyl group, 9-naphthacenyl group, 1-pyrenyl group, 2-pyrenyl group, 4-pyrenyl group, 2-biphenyl group, 3-biphenyl group, 4-biphenyl group, p-terphenyl-4-yl group, p-terphenyl-3-yl group, p-terphenyl-2-yl group,

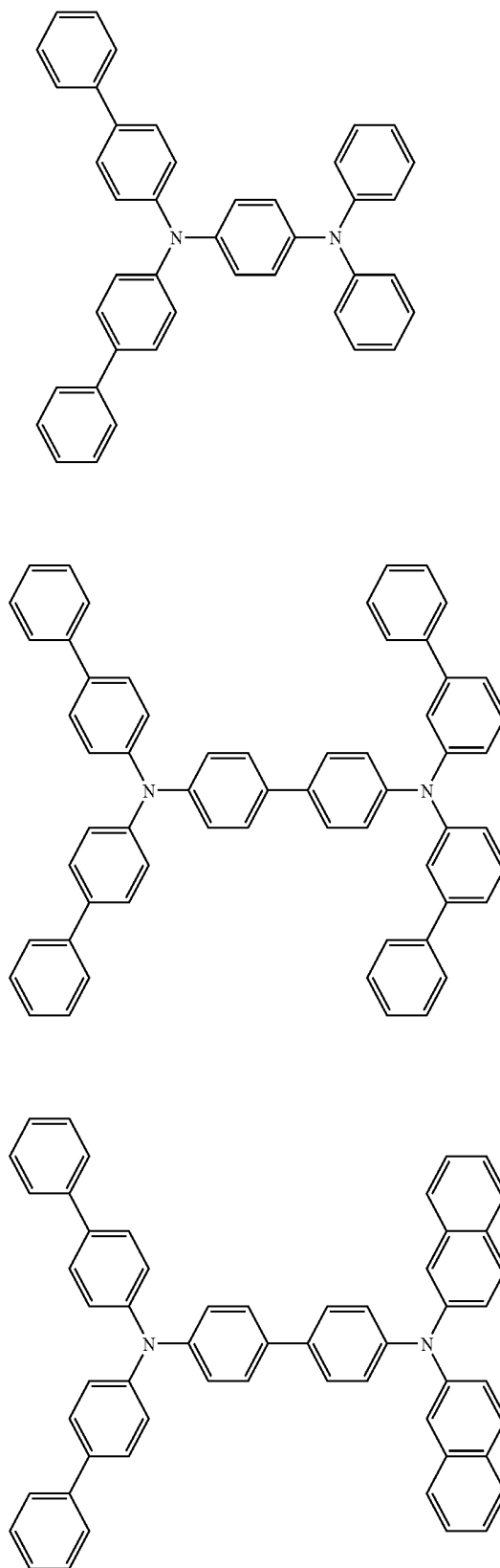
m-terphenyl-4-yl group, m-terphenyl-3-yl group, m-terphenyl-2-yl group, o-tolyl group, m-tolyl group, p-tolyl group, p-t-butylphenyl group, p-(2-phenylpropyl) phenyl group, 3-methyl-2-naphthyl group, 4-methyl-1-naphthyl group, 4-methyl-1-anthryl group, 4'-methylbiphenyl group, 4"-t-butyl-p-terphenyl-4-yl group, 2-pyroryl group, 3-pyroryl group, pyrazinyl group, 2-pyridinyl group, 3-pyridinyl group, 4-pyridinyl group, 2-indolyl group, 3-indolyl group, 4-indolyl group, 5-indolyl group, 6-indolyl group, 7-indolyl group, 1-isoindolyl group, 3-isoindolyl group, 4-isoindolyl group, 5-isoindolyl group, 6-isoindolyl group, 7-isoindolyl group, 2-furyl group, 3-furyl group, 2-benzofuranyl group, 3-benzofuranyl group, 4-benzofuranyl group, 5-benzofuranyl group, 6-benzofuranyl group, 7-benzofuranyl group, 1-isobenzofuranyl group, 3-isobenzofuranyl group, 4-isobenzofuranyl group, 5-isobenzofuranyl group, 6-isobenzofuranyl group, 7-isobenzofuranyl group, 2-quinolyl group, 3-quinolyl group, 4-quinolyl group, 5-quinolyl group, 6-quinolyl group, 7-quinolyl group, 8-quinolyl group, 1-isoquinolyl group, 3-isoquinolyl group, 4-isoquinolyl group, 5-isoquinolyl group, 6-isoquinolyl group, 7-isoquinolyl group, 8-isoquinolyl group, 2-quinoxalyl group, 5-quinoxalyl group, 6-quinoxalyl group, 1-carbazolyl group, 2-carbazolyl group, 3-carbazolyl group, 4-carbazolyl group, 1-phenanthrydinyl group, 2-phenanthrydinyl group, 3-phenanthrydinyl group, 4-phenanthrydinyl group, 6-phenanthrydinyl group, 7-phenanthrydinyl group, 8-phenanthrydinyl group, 9-phenanthrydinyl group, 10-phenanthrydinyl group, 1-acridinyl group, 2-acridinyl group, 3-acridinyl group, 4-acridinyl group, 9-acridinyl group, 1,7-phenanthroline-2-yl group, 1,7-phenanthroline-3-yl group, 1,7-phenanthroline-4-yl group, 1,7-phenanthroline-5-yl group, 1,7-phenanthroline-6-yl group, 1,7-phenanthroline-8-yl group, 1,7-phenanthroline-9-yl group, 1,7-phenanthroline-10-yl group, 1,8-phenanthroline-2-yl group, 1,8-phenanthroline-3-yl group, 1,8-phenanthroline-4-yl group, 1,8-phenanthroline-5-yl group, 1,8-phenanthroline-6-yl group, 1,8-phenanthroline-7-yl group, 1,8-phenanthroline-9-yl group, 1,8-phenanthroline-10-yl group, 1,9-phenanthroline-2-yl group, 1,9-phenanthroline-3-yl group, 1,9-phenanthroline-4-yl group, 1,9-phenanthroline-5-yl group, 1,9-phenanthroline-6-yl group, 1,9-phenanthroline-7-yl group, 1,9-phenanthroline-8-yl group, 1,9-phenanthroline-10-yl group, 1,10-phenanthroline-2-yl group, 1,10-phenanthroline-3-yl group, 1,10-phenanthroline-4-yl group, 1,10-phenanthroline-5-yl group, 2,9-phenanthroline-1-yl group, 2,9-phenanthroline-3-yl group, 2,9-phenanthroline-4-yl group, 2,9-phenanthroline-5-yl group, 2,9-phenanthroline-6-yl group, 2,9-phenanthroline-7-yl group, 2,9-phenanthroline-8-yl group, 2,9-phenanthroline-10-yl group, 2,8-phenanthroline-1-yl group, 2,8-phenanthroline-3-yl group, 2,8-phenanthroline-4-yl group, 2,8-phenanthroline-5-yl group, 2,8-phenanthroline-6-yl group, 2,8-phenanthroline-7-yl group, 2,8-phenanthroline-9-yl group, 2,8-phenanthroline-10-yl group, 2,7-phenanthroline-1-yl group, 2,7-phenanthroline-3-yl group, 2,7-phenanthroline-4-yl group, 2,7-phenanthroline-5-yl group, 2,7-phenanthroline-6-yl group, 2,7-phenanthroline-8-yl group, 2,7-phenanthroline-9-yl group, 2,7-phenanthroline-10-yl group, 1-phenazinyl group, 2-phenazinyl group, 1-phenothiazinyl group, 2-phenothiazinyl group, 3-phenothiazinyl group, 4-phenothiazinyl group, 1-phenoxazinyl group, 2-phenoxazinyl group, 3-phenoxazinyl group, 4-phenoxazinyl group, 2-oxazolyl group, 4-oxazolyl group, 5-oxazolyl group, 2-oxadiazolyl group, 5-oxadiazolyl group, 3-furazanyl group, 2-thienyl group, 3-thienyl group, 2-methylpyrrole-1-yl group, 2-methylpyrrole-3-yl group, 2-methylpyrrole-4-yl group, 2-methylpyrrole-5-yl

group, 3-methylpyrrole-1-yl group, 3-methylpyrrole-2-yl group, 3-methylpyrrole-4-yl group, 3-methylpyrrole-5-yl group, 2-t-butylpyrrole-4-yl group, 3-(2-phenylpropyl)pyrrole-1-yl group, 2-methyl-1-indolyl group, 4-methyl-1-indolyl group, 2-methyl-3-indolyl group, 4-methyl-3-indolyl group, 2-t-butyl-1-indolyl group, 4-t-butyl-1-indolyl group, 2-t-butyl-3-indolyl group, 4-t-butyl-3-indolyl group and the like.

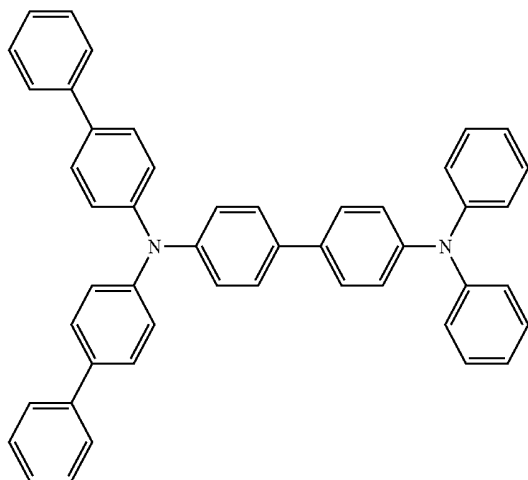
[0287] Examples of the compound represented by the general formula (I) are shown below. However, the compound represented by the formula (I) is not limited thereto.



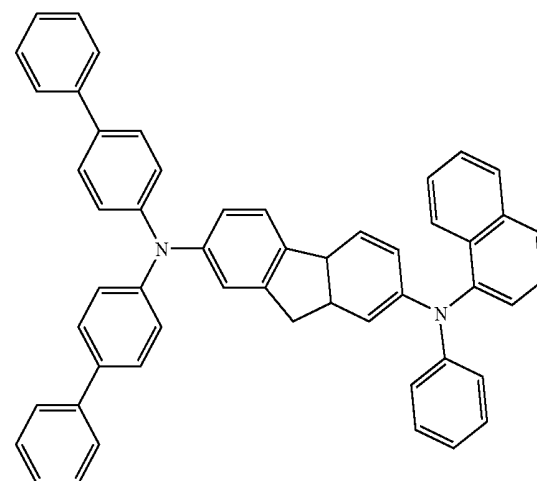
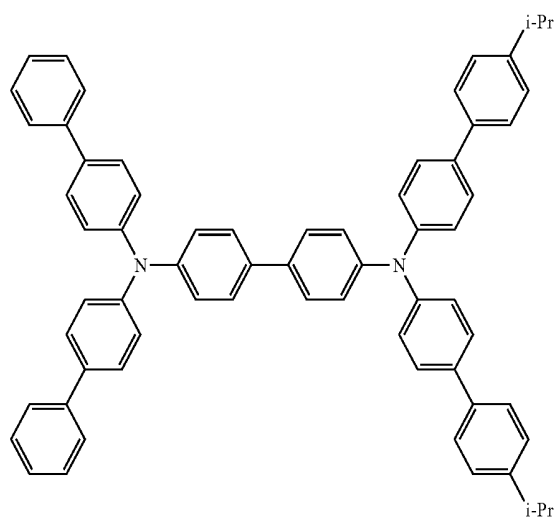
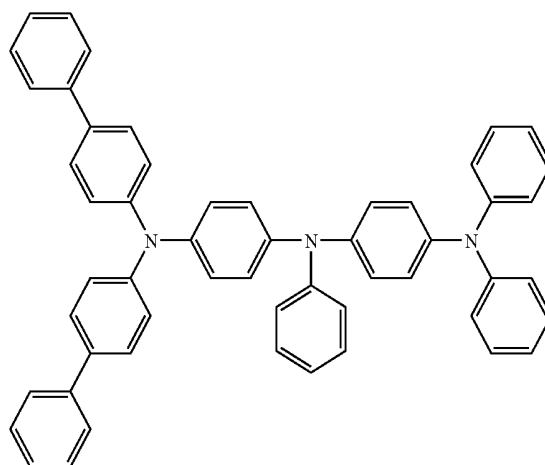
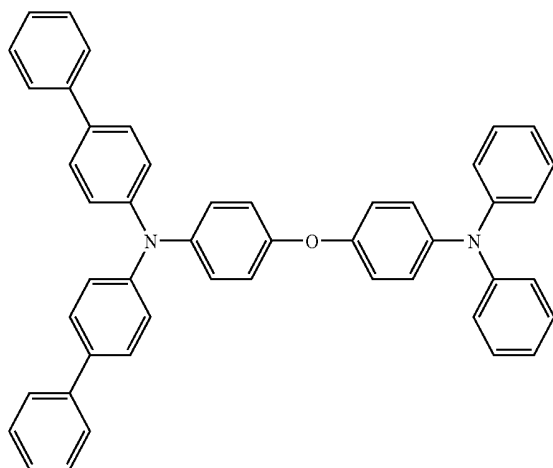
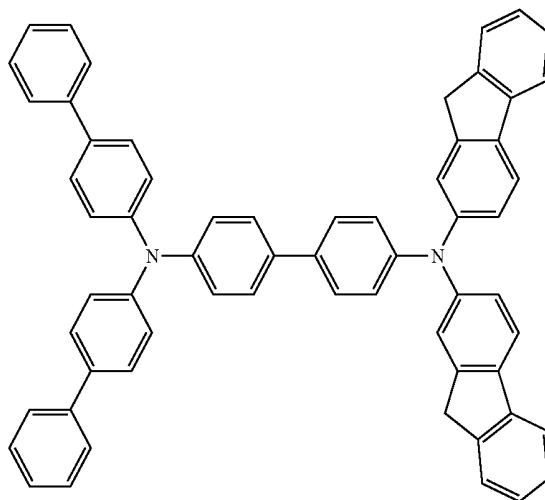
-continued



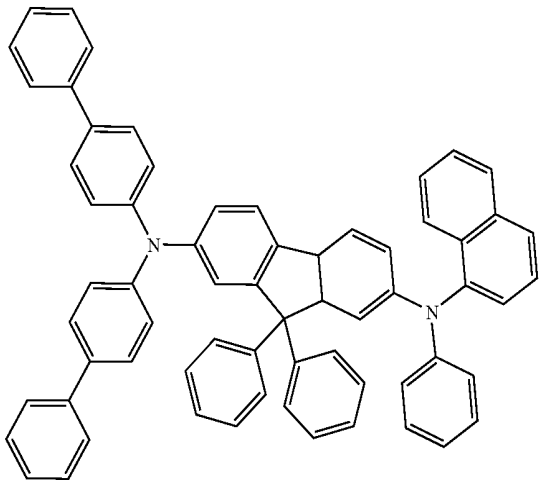
-continued



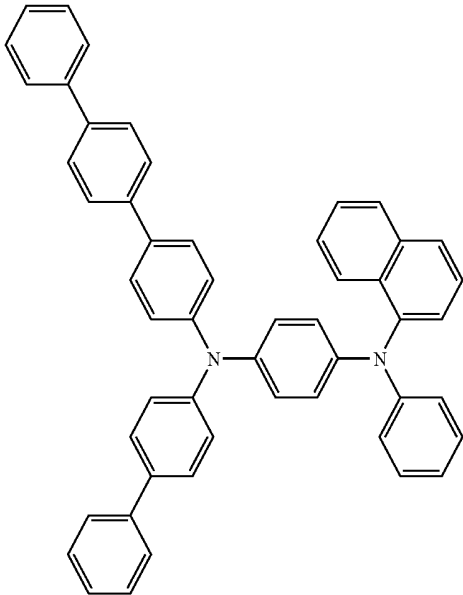
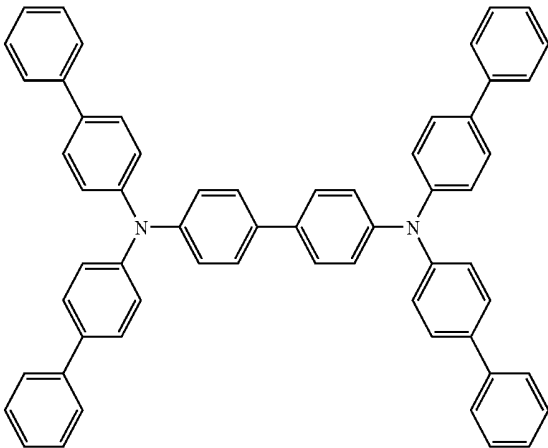
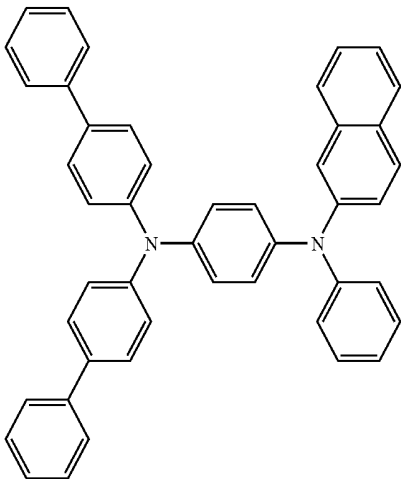
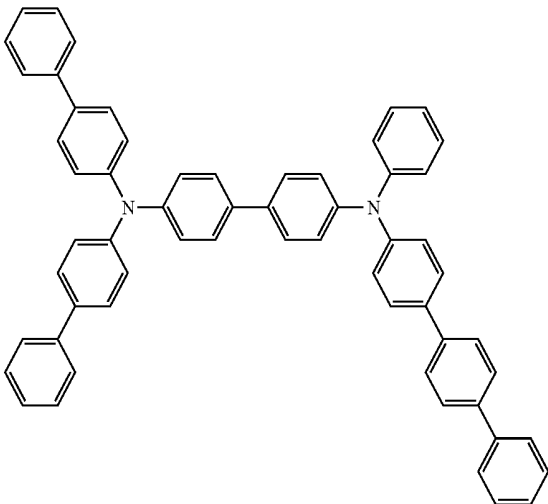
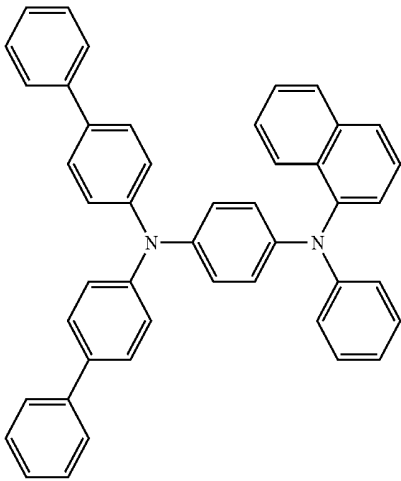
-continued



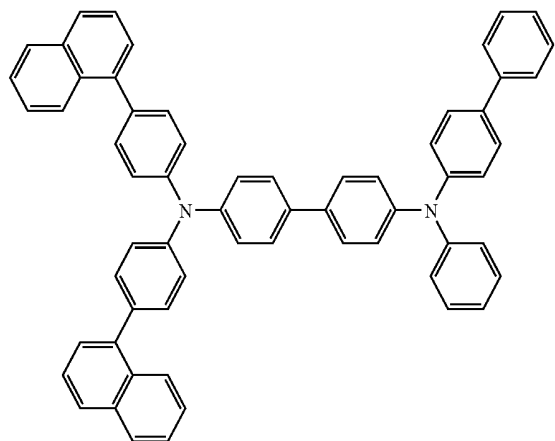
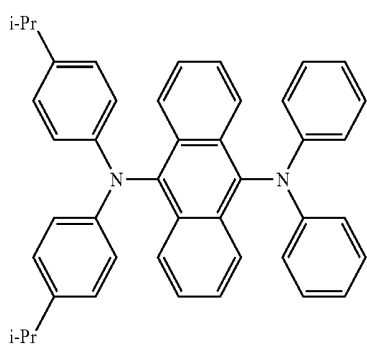
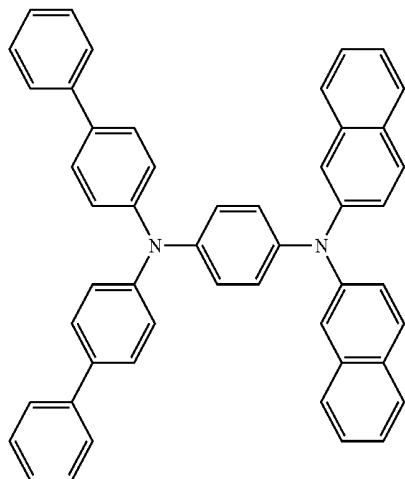
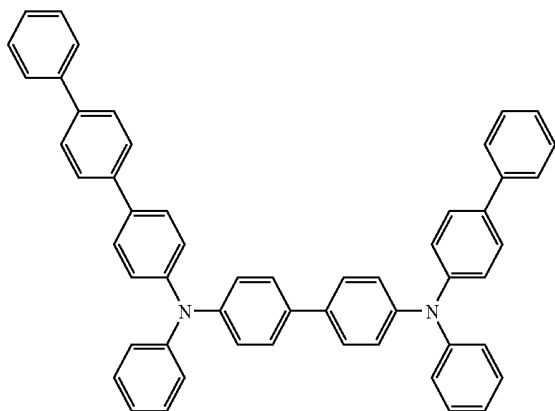
-continued



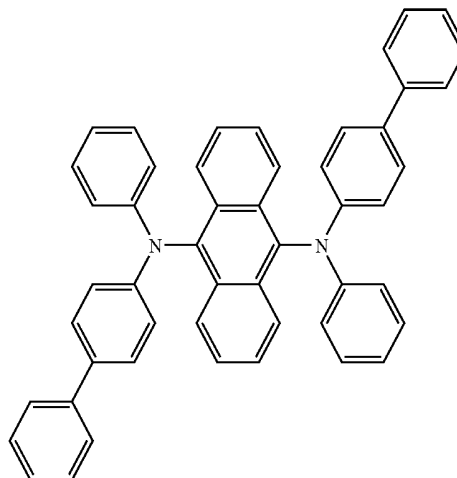
-continued



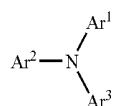
-continued



-continued

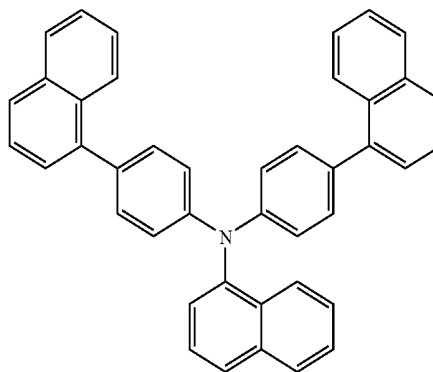


[0288] Aromatic amine represented by the following general formula (II) can also be preferably used for forming the hole injecting layer or the hole transporting layer.

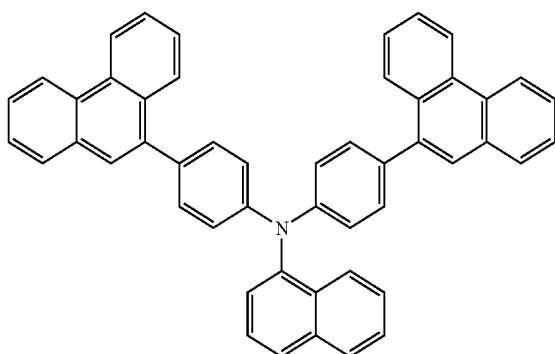
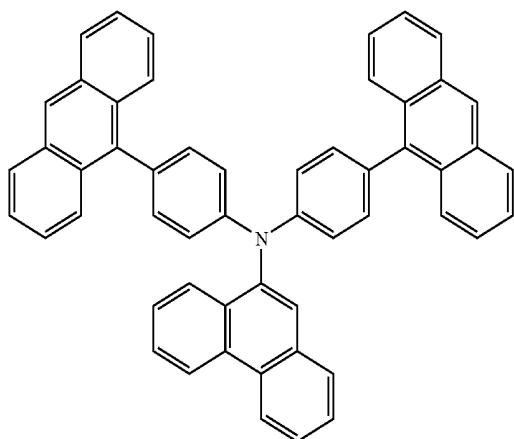
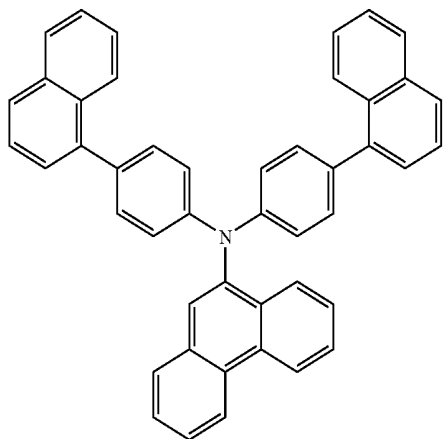
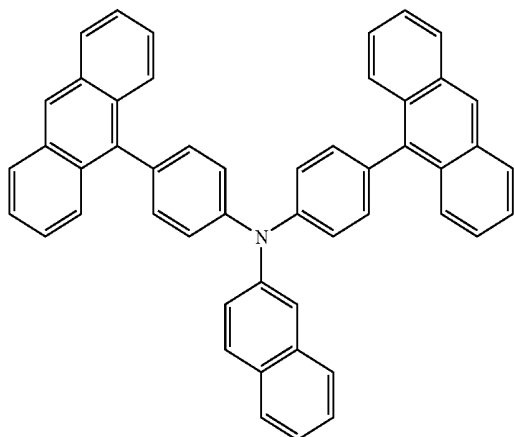


(II)

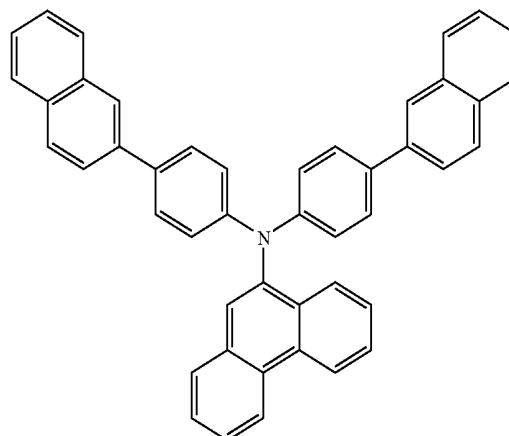
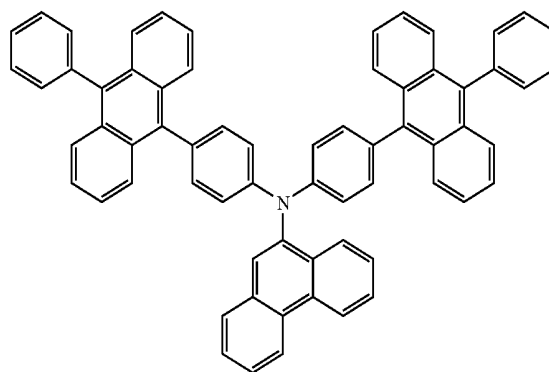
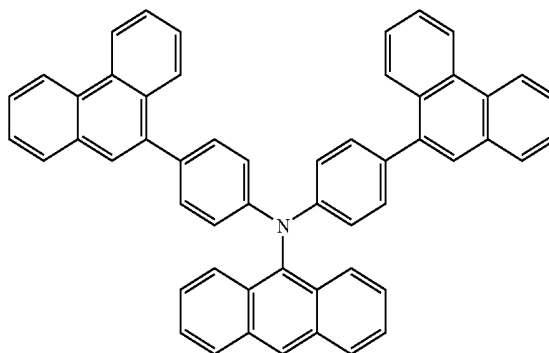
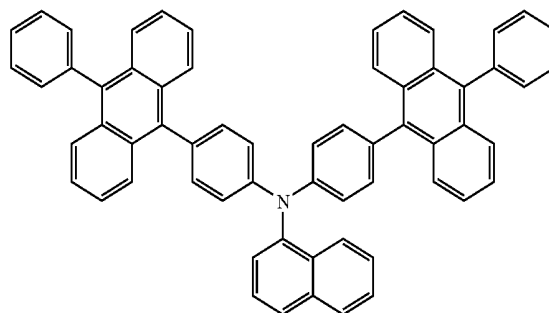
[0289] In the general formula (II), Ar¹ to Ar³ each represent the same as those represented by Ar¹ to Ar⁴ of the general formula (I). Examples of the compound represented by the general formula (II) are shown below. However, the compound represented by the formula (II) is not limited thereto.



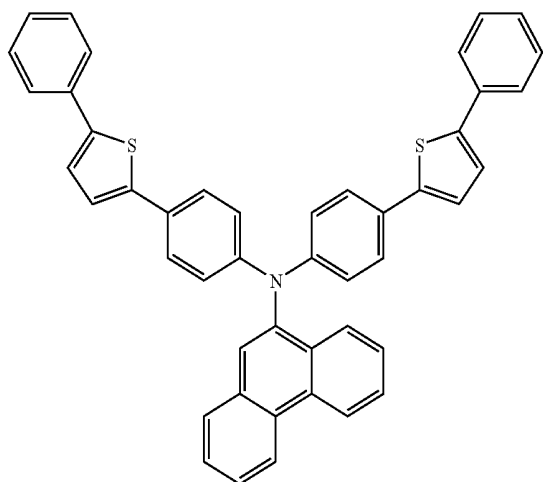
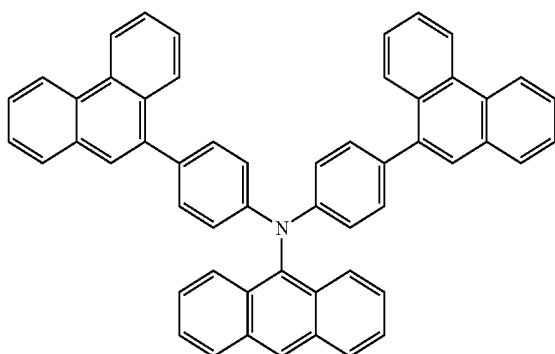
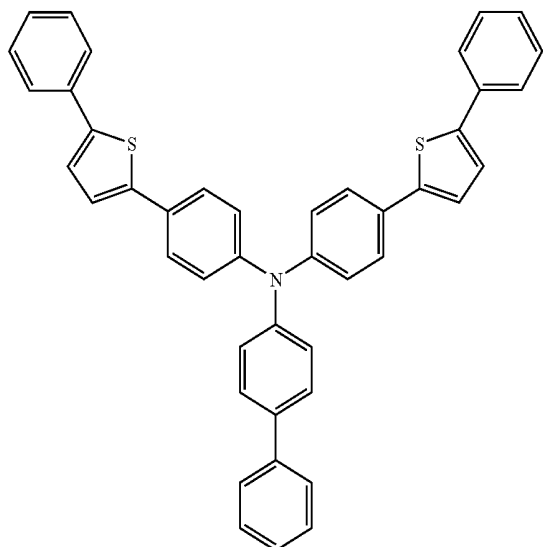
-continued



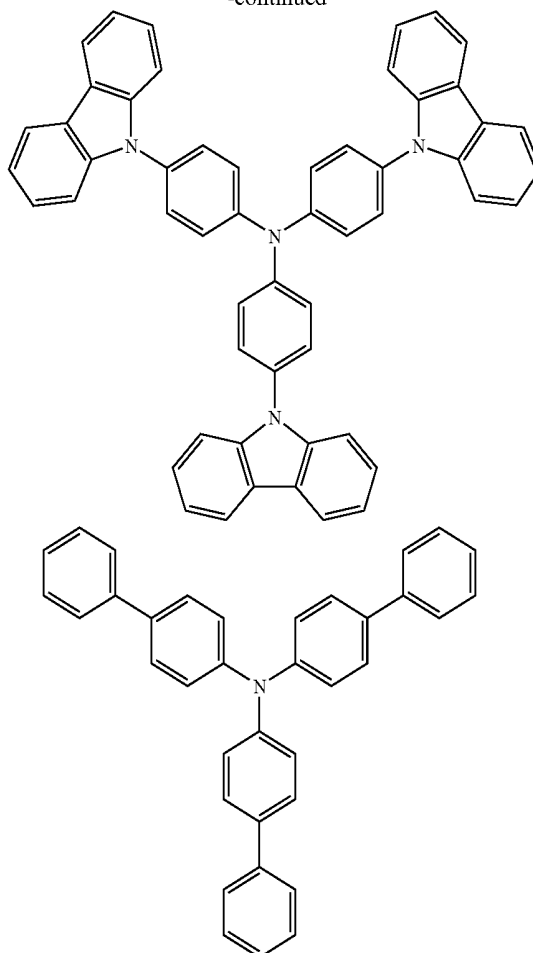
-continued



-continued



-continued



[0290] It should be noted that the present invention is not limited to the above description but may include any modification as long as such modification stays within a scope and a spirit of the present invention.

[0291] For instance, the following is a preferable example of such modification made to the present invention.

[0292] According to the aspect of the present invention, the emitting layer may also preferably contain an assistance substance for assisting injection of charges.

[0293] When the emitting layer is formed of a host material that exhibits a wide energy gap, a difference in ionization potential (I_p) between the host material and the hole injecting/transporting layer etc. becomes so large that the holes can hardly be injected into the emitting layer and that a driving voltage required for providing sufficient luminance may be raised.

[0294] In the above instance, introducing a hole-injectable or hole-transportable assistance substance for assisting injection of charges in the emitting layer can contribute to facilitation of the injection of the holes into the emitting layer and to reduction of the driving voltage.

[0295] As the assistance substance for assisting the injection of charges, for instance, a general hole injecting material, a general hole transporting material or the like can be used.

[0296] Examples of the material are a triazole derivative (see, for instance, the specification of U.S. Pat. No. 3,112,197), an oxadiazole derivative (see, for instance, the specification of U.S. Pat. No. 3,189,447), an imidazole derivative

(see, for instance, JP-B-37-16096), a polyaryllalkane derivative (see, for instance, the specifications of U.S. Pat. No. 3,615,402, No. 3,820,989 and No. 3,542,544, JP-B-45-555, JP-B-51-10983, JP-A-51-93224, JP-A-55-17105, JP-A-56-4148, JP-A-55-108667, JP-A-55-156953, and JP-A-56-36656), a pyrazoline derivative and a pyrazolone derivative (see, for instance, the specifications of U.S. Pat. No. 3,180,729 and No. 4,278,746, JP-A-55-88064, JP-A-55-88065, JP-49-105537, JP-A-55-51086, JP-A-56-80051, JP-A-56-88141, JP-A-57-45545, JP-A-54-112637 and JP-A-55-74546), a phenylenediamine derivative (see, for instance, the specification of U.S. Pat. No. 3,615,404, JP-B-51-10105, JP-B-46-3712, JP-B-47-25336, JP-A-54-53435, JP-A-54-110536 and JP-A-54-119925), an arylamine derivative (see, for instance, the specifications of U.S. Pat. No. 3,567,450, No. 3,180,703, No. 3,240,597, No. 3,658,520, No. 4,232,103, No. 4,175,961 and No. 4,012,376, JP-B-49-35702, JP-B-39-27577, JP-A-55-144250, JP-A-56-119132 and JP-A-56-22437 and the specification of West Germany Patent No. 1,110,518), an amino-substituted chalcone derivative (see, for instance, the specification of U.S. Pat. No. 3,526,501), an oxazole derivative (disclosed in, for instance, the specification of U.S. Pat. No. 3,257,203), a styrylanthracene derivative (see, for instance, JP-A-56-46234), a fluorenone derivative (see, for instance, JP-A-54-110837), a hydrazone derivative (see, for instance, the specification of U.S. Pat. No. 3,717,462 and JP-A-54-59143, JP-A-55-52063, JP-A-55-52064, JP-A-55-46760, JP-A-55-85495, JP-A-57-11350, JP-A-57-148749 and JP-A-02-311591), a stilbene derivative (see, for instance, JP-A-61-210363, JP-A-61-228451, JP-A-61-14642, JP-A-61-72255, JP-A-62-47646, JP-A-62-36674, JP-A-62-10652, JP-A-62-30255, JP-A-60-93455, JP-A-60-94462, JP-A-60-174749 and JP-A-60-175052), a silazane derivative (see the specification of U.S. Pat. No. 4,950,950), a polysilane type (see JP-A-02-204996), an aniline-based copolymer (see JP-A-02-282263), and a conductive polymer oligomer (particularly, thiophene oligomer) disclosed in JP-A-01-211399.

[0297] The hole-injectable material, examples of which are as listed above, is preferably a porphyrin compound (disclosed in JP-A-63-295695 etc.), an aromatic tertiary amine compound or a styrylamine compound (see, for instance, the specification of U.S. Pat. No. 4,127,412, JP-A-53-27033, JP-A-54-58445, JP-A-54-149634, JP-A-54-64299, JP-A-55-79450, JP-A-55-144250, JP-A-56-119132, JP-A-61-295558, JP-A-61-98353 or JP-A-63-295695), particularly preferably an aromatic tertiary amine compound.

[0298] In addition, 4,4'-bis(N-(1-naphthyl)-N-phenylamino)biphenyl (hereinafter, abbreviated as NPD) having in the molecule two condensed aromatic rings disclosed in U.S. Pat. No. 5,061,569, 4,4',4''-tris(N-(3-methylphenyl)-N-phenylamino)triphenylamine (hereinafter, abbreviated as MTDATA) in which three triphenylamine units disclosed in JP-A-04-308688 are bonded in a starburst form and the like may also be used.

[0299] Further, a hexaazatriphenylene derivative disclosed in Japanese Patent No. 3614405 and No. 3571977 and U.S. Pat. No. 4,780,536 may also preferably be used as the hole-injectable material.

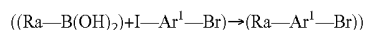
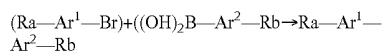
[0300] Alternatively, inorganic compounds such as p-type Si and p-type SiC can also be used as the hole-injectable material.

[0301] A method of forming each of the layers in the organic EL device according to the present invention is not particularly limited. A conventionally-known methods such as vacuum deposition or spin coating may be employed for forming the layers. The organic thin-film layer containing the compound represented by the formula (1), which is used in the organic EL device according to the present invention, may be formed by a conventional coating method such as vacuum deposition, molecular beam epitaxy (MBE method) and coating methods using a solution such as a dipping, spin coating, casting, bar coating, and roll coating.

[0302] Although the thickness of each organic layer of the organic EL device is not particularly limited, the thickness is generally preferably in a range of several nanometers to 1 μm because an excessively-thinned film likely entails defects such as a pin hole while an excessively-thickened film requires high voltage to be applied and deteriorates efficiency.

Synthesis Example

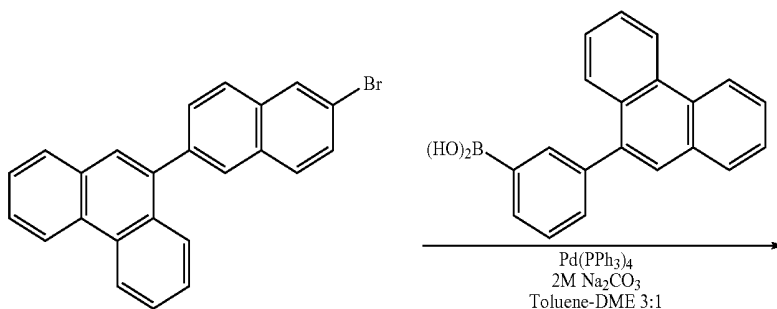
[0303] Compounds according to the present invention can be synthesized by Suzuki-Miyaura cross coupling reaction. For instance, the compounds are synthesized as shown in the following chemical reaction formulae.



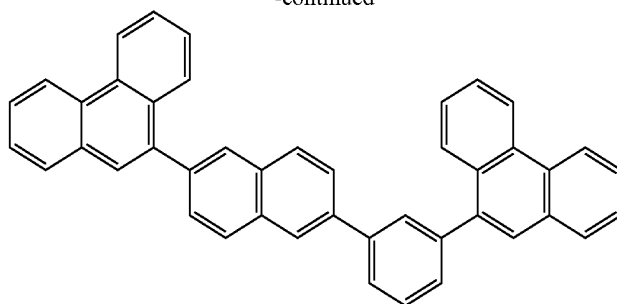
[0304] Next, a manufacturing method of the host material according to the present invention will be described with reference to synthesis example(s). However, the present invention is not limited to such synthesis examples.

Synthesis of Compound A15

[Synthesis Example 1]



-continued



(A15)

[0305] Under an argon gas atmosphere, 8.0 g (21 mmol) of 2-bromo-6-(9-phenanthryl)naphthalene, 6.2 g (21 mmol) of 3-(9-phenanthryl)phenylboronic acid, 490 mg (0.42 mmol) of tetrakis(triphenylphosphine)palladium(0), 150 mL of toluene, 50 mL of dimethoxyethane and 30 mL of 2M sodium carbonate solution were mixed, and stirred for 12 hours at 90 degrees C. Subsequently, the reaction mixture was cooled down to room temperature, added with water and stirred for one hour. Then, the reaction mixture was extracted by toluene. After liquid separation, organic phase thereof was cleansed with saturated saline solution and dried with anhydrous sodium sulfate. The solvent was distilled away under reduced pressure, and the residue was refined by silica-gel column chromatography and recrystallized by toluene, such that 6.4 g of the compound A15 was obtained at an yield of 55%.

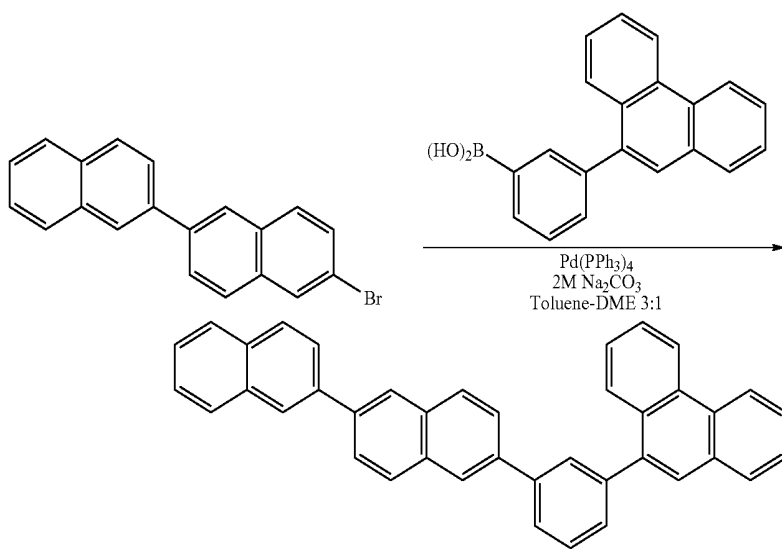
[0306] Mass-spectrum analysis consequently showed that m/e was equal to 556 while a calculated molecular weight was 556.69.

[0307] Under an argon gas atmosphere, 10.0 g (30 mmol) of 2-bromo-6-(2-naphthyl)naphthalene, 8.9 g (30 mmol) of 3-(9-phenanthryl)phenylboronic acid, 700 mg (0.60 mmol) of tetrakis(triphenylphosphine)palladium(0), 200 mL of toluene, 65 mL of dimethoxyethane and 42 mL of 2M sodium carbonate solution were mixed, and stirred for 12 hours at 90 degrees C. Subsequently, the reaction mixture was cooled down to room temperature, added with water and stirred for one hour. Then, the reaction mixture was extracted by toluene. After liquid separation, organic phase thereof was cleansed with saturated saline solution and dried with anhydrous sodium sulfate. The solvent was distilled away under reduced pressure, and the residue was refined by silica-gel column chromatography and recrystallized by toluene, such that 7.8 g of the compound A16 was obtained at an yield of 51%.

[0308] Mass-spectrum analysis consequently showed that m/e was equal to 506 while a calculated molecular weight was 506.63.

Synthesis of Compound A16

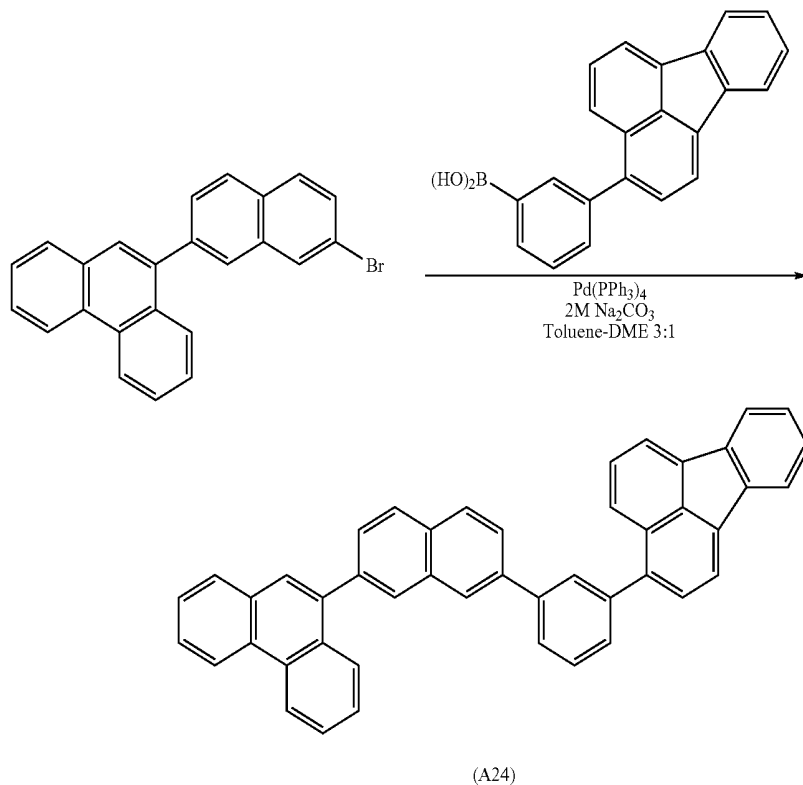
[Synthesis Example 2]



(A16)

Synthesis of Compound A24

[Synthesis Example 3]



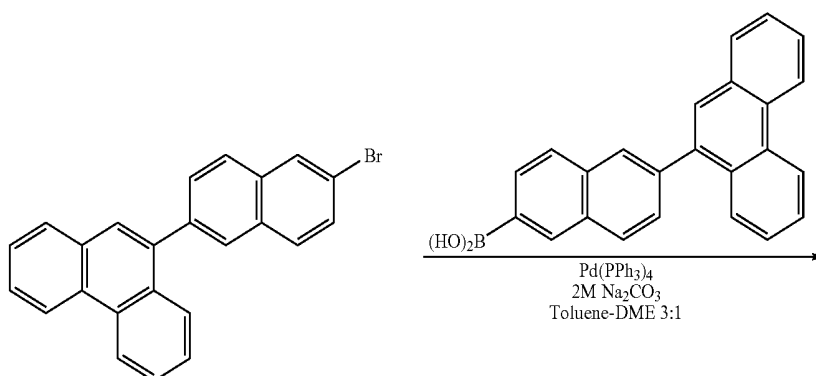
[0309] Under an argon gas atmosphere, 8.0 g (21 mmol) of 2-bromo-7-(9-phenanthryl)naphthalene, 6.8 g (21 mmol) of 3-(3-phenanthryl)phenylboronic acid, 490 mg (0.42 mmol) of tetrakis(triphenylphosphine)palladium(0), 150 mL of toluene, 50 mL of dimethoxyethane and 30 mL of 2M sodium carbonate solution were mixed, and stirred for 12 hours at 90 degrees C. Subsequently, the reaction mixture was cooled down to room temperature, added with water and stirred for one hour. Then, the reaction mixture was extracted by toluene. After liquid separation, organic phase thereof was

cleansed with saturated saline solution and dried with anhydrous sodium sulfate. The solvent was distilled away under reduced pressure, and the residue was refined by silica-gel column chromatography and recrystallized by toluene, such that 4.9 g of the compound A24 was obtained at an yield of 40%.

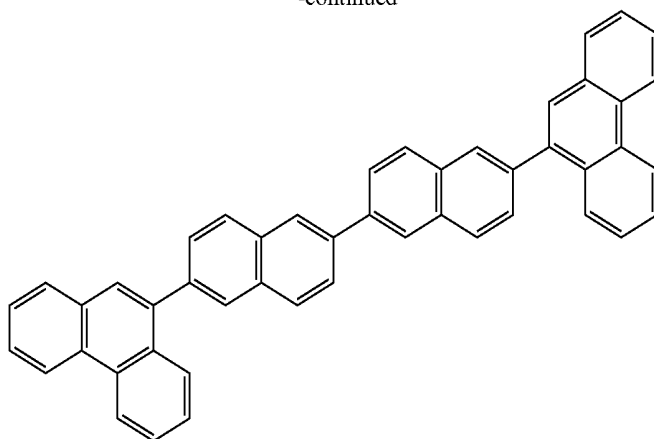
[0310] Mass-spectrum analysis consequently showed that m/e was equal to 580 while a calculated molecular weight was 580.71.

Synthesis of Compound B2

[Synthesis Example 4]



-continued

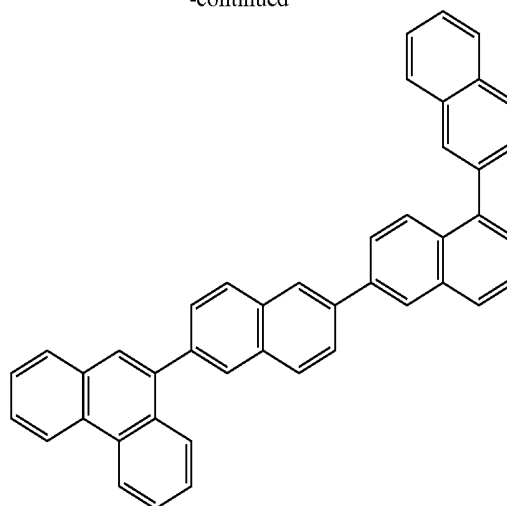


(B2)

[0311] Under an argon gas atmosphere, 8.0 g (21 mmol) of 2-bromo-6-(9-phenanthryl)naphthalene, 7.3 g (21 mmol) of 2-(9-phenanthryl)-6-naphthylboronic acid, 490 mg (0.42 mmol) of tetrakis(triphenylphosphine)palladium(0), 150 mL of toluene, 50 mL of dimethoxyethane and 30 mL of 2M sodium carbonate solution were mixed, and stirred for 12 hours at 90 degrees C. Subsequently, the reaction mixture was cooled down to room temperature, added with water and stirred for one hour. Then, the reaction mixture was extracted by toluene. After liquid separation, organic phase thereof was cleansed with saturated saline solution and dried with anhydrous sodium sulfate. The solvent was distilled away under reduced pressure, and the residue was refined by silica-gel column chromatography and recrystallized by toluene, such that 4.0 g of the compound B2 was obtained at an yield of 32%.

[0312] Mass-spectrum analysis consequently showed that m/e was equal to 606 while a calculated molecular weight was 606.75.

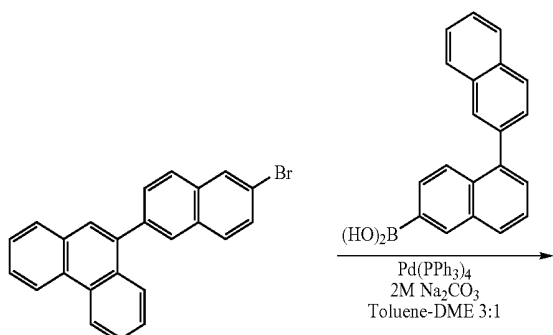
-continued



(B8)

Synthesis of Compound B8

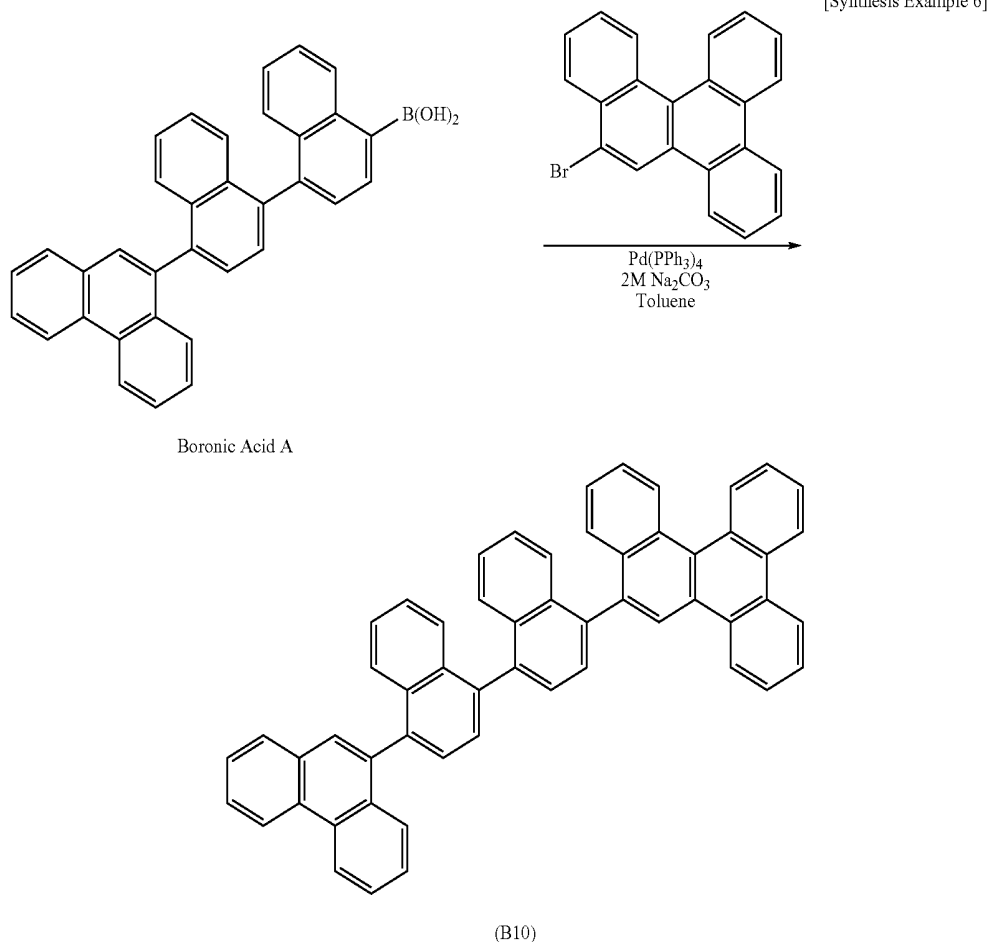
[Synthesis Example 5]



[0313] Under an argon gas atmosphere, 8.0 g (21 mmol) of 2-bromo-6-(9-phenanthryl)naphthalene, 6.3 g (21 mmol) of 1-(2-naphthyl)-6-naphthylboronic acid, 490 mg (0.42 mmol) of tetrakis(triphenylphosphine)palladium(0), 150 mL of toluene, 50 mL of dimethoxyethane and 30 mL of 2M sodium carbonate solution were mixed, and stirred for 12 hours at 90 degrees C. Subsequently, the reaction mixture was cooled down to room temperature, added with water and stirred for one hour. Then, the reaction mixture was extracted by toluene. After liquid separation, organic phase thereof was cleansed with saturated saline solution and dried with anhydrous sodium sulfate. The solvent was distilled away under reduced pressure, and the residue was refined by silica-gel column chromatography and recrystallized by toluene, such that 5.7 g of the compound B8 was obtained at an yield of 49%.

[0314] Mass-spectrum analysis consequently showed that m/e was equal to 556 while a calculated molecular weight was 556.69.

Synthesis of Compound B10

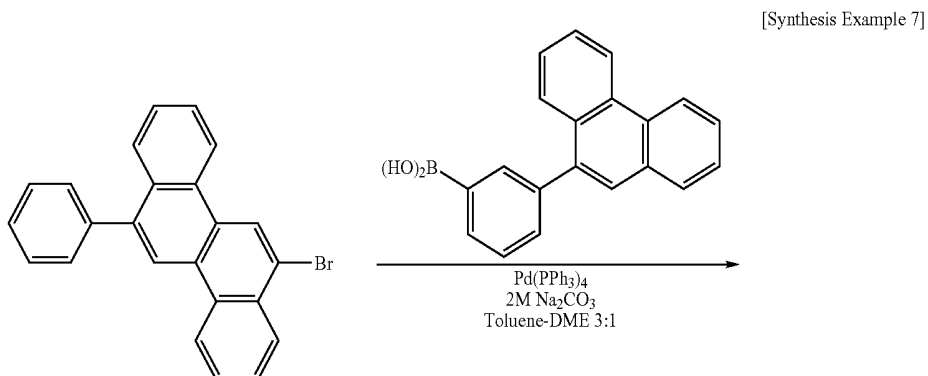


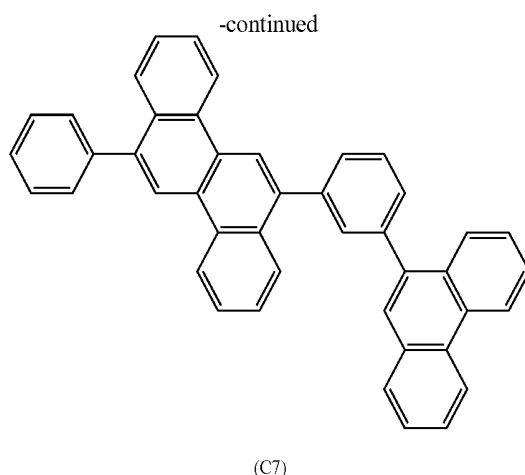
[0315] Under an argon gas atmosphere, 6.4 g (13 mmol) of boronic acid A, 4.6 g (13 mmol) of benzo[*a*]chrysene bromide, 300 mg (0.26 mmol) of tetrakis(triphenylphosphine)palladium(0), 150 mL of toluene and 20 mL of 2M sodium carbonate solution were mixed, and stirred for 10 hours at 110 degrees C. Subsequently, the reaction mixture was cooled down to room temperature, added with water and stirred for one hour. Then, the reaction mixture was extracted by toluene. After liquid separation, organic phase thereof was

cleansed with saturated saline solution and dried with anhydrous sodium sulfate. The solvent was distilled away under reduced pressure, and the residue was refined by silica-gel column chromatography and recrystallized by toluene, such that 3.2 g of the compound B10 was obtained at a yield of 35%.

[0316] Mass-spectrum analysis consequently showed that *m/e* was equal to 706 while a calculated molecular weight was 706.87

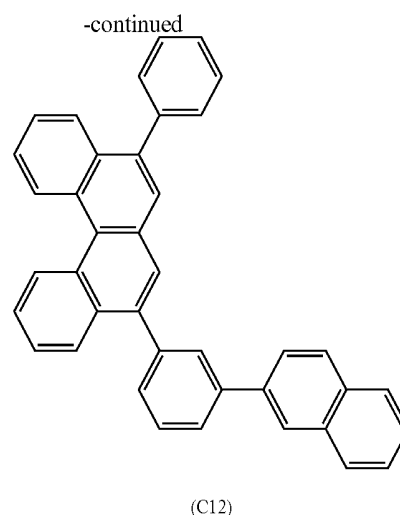
Synthesis of Compound C7





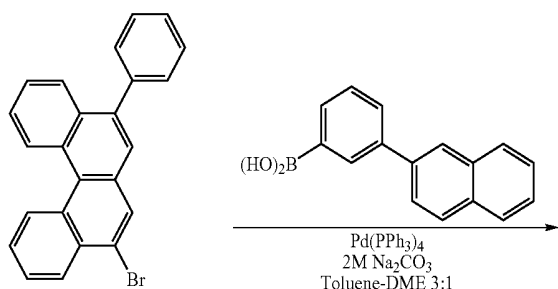
[0317] Under an argon gas atmosphere, 10.0 g (26 mmol) of 6-bromo-12-phenylchrysene, 7.8 g (26 mmol) of 3-(9-phenanthryl)phenylboronic acid, 640 mg (0.55 mmol) of tetrakis(triphenylphosphine)palladium(0), 200 mL of toluene, 65 mL of dimethoxyethane and 40 mL of 2M sodium carbonate solution were mixed, and stirred for 12 hours at 90 degrees C. Subsequently, the reaction mixture was cooled down to room temperature, added with water and stirred for one hour. Then, the reaction mixture was extracted by toluene. After liquid separation, organic phase thereof was cleansed with saturated saline solution and dried with anhydrous sodium sulfate. The solvent was distilled away under reduced pressure, and the residue was refined by silica-gel column chromatography and recrystallized by toluene, such that 4.2 g of the compound C7 was obtained at an yield of 29%.

[0318] Mass-spectrum analysis consequently showed that m/e was equal to 556 while a calculated molecular weight was 556.69.



Synthesis of Compound C12

[Synthesis Example 8]



[0319] Under an argon gas atmosphere, 6.0 g (16 mmol) of 2-bromo-9-phenylbenz[c]phenanthrene, 3.9 g (16 mmol) of 3-(2-naphthyl)phenylboronic acid, 380 mg (0.32 mmol) of tetrakis(triphenylphosphine)palladium(0), 150 mL of toluene, 50 mL of dimethoxyethane and 25 mL of 2M sodium carbonate solution were mixed, and stirred for 12 hours at 90 degrees C. Subsequently, the reaction mixture was cooled down to room temperature, added with water and stirred for one hour. Then, the reaction mixture was extracted by toluene. After liquid separation, organic phase thereof was cleansed with saturated saline solution and dried with anhydrous sodium sulfate. The solvent was distilled away under reduced pressure, and the residue was refined by silica-gel column chromatography and recrystallized by toluene, such that 2.1 g of the compound C12 was obtained at an yield of 26%.

[0320] Mass-spectrum analysis consequently showed that m/e was equal to 506 while a calculated molecular weight was 506.63.

[0321] A machine used in the measurement of mass spectrometry and measurement conditions thereof in the above synthesis examples will be described below.

Machine:	JSM-700 (manufactured by Japan Electron Optics Laboratories Ltd.)
Conditions:	Accelerating voltage of 8 kV
Emitter type:	Scan range m/z of 50 to 3000 carbon
emitter current:	0 mA → 2 mA/minute → 40 mA (maintained for 10 minutes)

EXAMPLES

[0322] Next, the present invention will be described in further detail by exemplifying Example(s) and Comparative(s). However, the present invention is not limited by the description of Example(s).

[0323] Note that solid-property values of each material, which are shown in the Table below, were measured in the following manner.

[0324] Triplet energy gap E_g was defined based on phosphorescence spectrum.

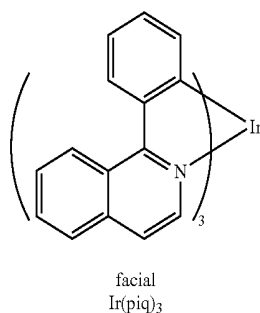
[0325] Specifically, each material was dissolved in an EPA solvent (diethylether:isopentane:ethanol=5:5:2 in volume ratio) with a concentration of 10 $\mu\text{mol/L}$, thereby forming a sample for phosphorescence measurement.

[0326] Then, the sample for phosphorescence measurement was put into a quartz cell, cooled to 77K and irradiated with exciting light, so that phosphorescence radiated therefrom was measured in terms of its wavelength.

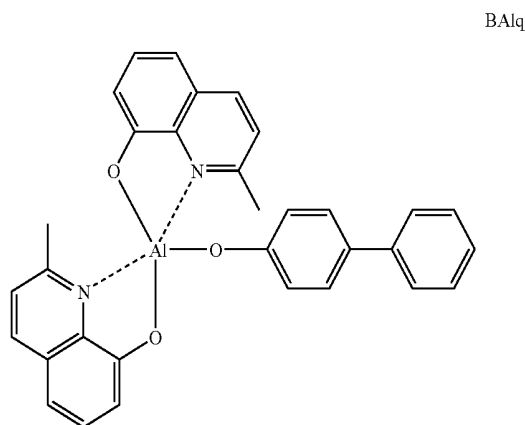
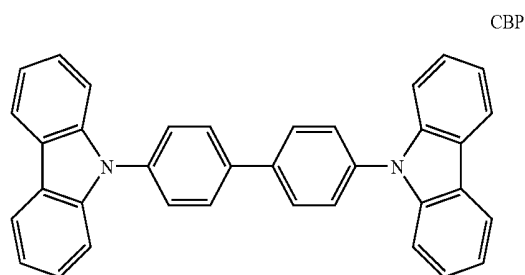
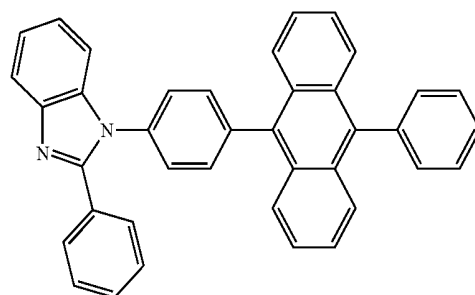
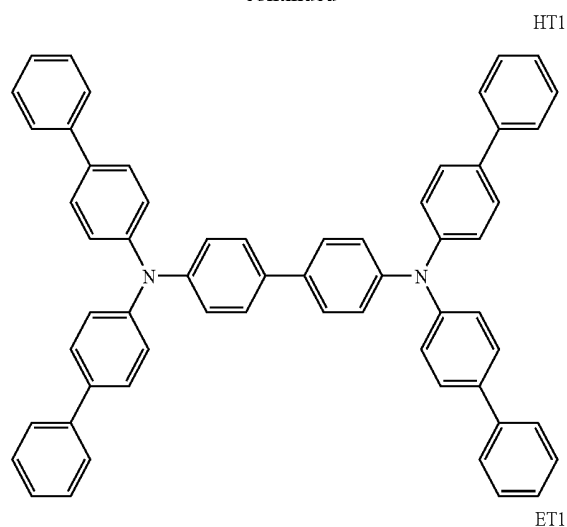
[0327] A tangent line was drawn to be tangent to a rising section adjacent to short-wavelength of the obtained phosphorescence spectrum, a wavelength value thereof was converted into energy value, and the converted energy value was defined as the triplet energy gap $E_g(T)$.

[0328] For the measurement, a commercially-available measuring equipment F-4500 (manufactured by Hitachi, Ltd.) was used.

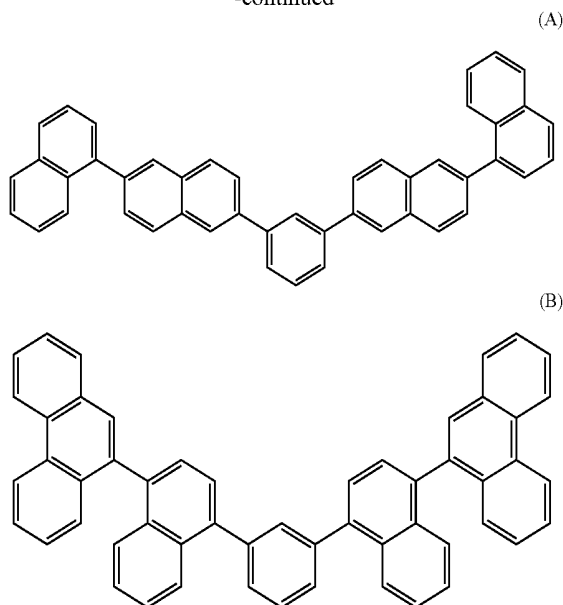
[0329] Structures of compounds used in Examples and Comparatives will be shown below.



-continued



-continued



Example 1

[0330] Manufacturing of Organic EL Device

[0331] A glass substrate (size: 25 mm×75 mm×0.7 mm thick) having an ITO transparent electrode (manufactured by Asahi Glass Co., Ltd) was ultrasonic-cleaned in isopropyl

ing layer, 40-nm thick film of the compound B24 and a film of Ir(piq)₃ as a phosphorescent dopant were co-evaporated by resistance heating so that Ir(piq)₃ was contained therein with a content of 10 mass %. The co-deposited film serves as an emitting layer (phosphorescent-emitting layer). After the film of the emitting layer was formed, 40-nm thick film of ET1 was formed. The film of ET1 serves as an electron transporting layer. Then, 0.5-nm thick film of LiF was formed as an electron-injecting electrode (cathode) at a film-forming speed of 1 nm/min. Metal (Al) was vapor-deposited on the LiF film to form a 150-nm thick metal cathode, thereby providing the organic EL device.

Examples 2 to 17 and Comparatives 1 to 4

[0332] The organic EL devices according respectively to Examples 2 to 10 and Comparatives 1 to 4 were formed by the same method as Example 1 except that host compounds shown in Table 1 were respectively used in place of the compound B24.

Evaluation on Emitting Performance of Organic EL Device

[0333] The organic EL devices according to Examples 1 to 17 and Comparatives 1 to 4 each were driven by direct-current electricity to emit light, so that voltage at a current density of 10 mA/cm², luminous efficiency and time elapsed until the initial luminance intensity of 3000 cd/m² was reduced to the half (i.e., time until half-life) were measured for each organic EL device. Then, pixel uniformity when each organic EL device was driven at 70 degrees C. was visually checked, among which devices having uniform pixels are rated as A while devices having ununiform pixels are rated as B. The results of the evaluation are shown in Table 1.

TABLE 1

	Host Material	Eg (T) of Host Material (eV)	Voltage (V)	Luminous Efficiency (cd/A)	Time until Half-life (hour)	Pixel Uniformity when Driven at 70° C.
Example 1	Compound B24	2.45	4.5	10.0	7000	A
Example 2	Compound B15	2.48	4.3	9.8	9000	A
Example 3	Compound A15	2.47	4.3	12.3	12500	A
Example 4	Compound A16	2.44	4.7	10.4	11500	A
Example 5	Compound A24	2.38	4.4	10.0	10500	A
Example 6	Compound B2	2.48	4.4	9.8	9500	A
Example 7	Compound B8	2.48	4.5	10.6	10000	A
Example 8	Compound B10	2.35	4.8	11.2	9000	A
Example 9	Compound C7	2.41	4.8	9.4	8800	A
Example 10	Compound C12	2.38	4.7	9.6	7800	A
Example 11	Compound D3	2.5	4.5	8.7	5800	A
Example 12	Compound D12	2.46	4.3	10.5	7000	A
Example 13	Compound D13	2.46	4.5	8.9	7200	A
Example 14	Compound E1	2.48	4.5	9.2	4800	A
Example 15	Compound E2	2.51	4.1	8.6	5000	A
Example 16	Compound E11	2.48	4.5	8.3	5500	A
Example 17	Compound E12	2.47	4.1	9.2	5300	A
Comparative 1	CBP	2.81	5.7	6.3	1200	B
Comparative 2	BAlq	2.28	5.3	7.0	2300	B
Comparative 3	Compound A	2.51	5.2	7.5	3800	B
Comparative 4	Compound B	2.65	5.1	8.7	3400	B

alcohol for five minutes, and then UV/ozone-cleaned for 30 minutes. After the glass substrate having the transparent electrode line was cleaned, the glass substrate was mounted on a vacuum deposition apparatus, so that 50-nm thick film of HT1 was initially formed to cover a surface of the glass substrate where the transparent electrode line was provided. The HT1 film serves as a hole injecting/transporting layer. Subsequently to the formation of the hole injecting/transport-

[0334] As is clearly understood from Table 1, the organic EL device according to each of Examples 1 to 17, which was formed of the host material according to the present invention, has been found to be excellent in luminous efficiency with its external quantum efficiency being high, and to have considerably long lifetime.

[0335] Comparative 1 required high voltage and exhibited considerably short lifetime.

[0336] Comparative 2 required less high voltage but exhibited short lifetime.

[0337] Comparatives 3 and 4 required less high voltage but exhibited shorter lifetime than Examples 1 to 10.

[0338] The combination of the materials according to the present invention enables the luminous efficiency to be enhanced because the triplet energy gap of the host material and the triplet energy gap of the dopant are well-balanced, and enables the device to have a longer lifetime than a device provided by a conventional combination of materials because the emitting material is highly tolerant of the holes and electrons with the host material not being substituted by nitrogen-containing ring(s) or nitrogen atom(s). In addition, since the thin film(s) is favorably thermostable, a device that is stable even when driven at 70 degrees C. can be obtained.

[0339] The priority applications respectively numbered as JP2007-179109, JP2007-179120, JP2007-179121, and U.S. Ser. No. 12/108066 upon which this patent application is based are hereby incorporated by reference.

What is claimed is:

1. An organic electroluminescence device, comprising:
a cathode;
an anode; and
a single-layered or multilayered organic thin-film layer provided between the cathode and the anode, wherein the organic thin-film layer comprises at least one emitting layer, and
the at least one emitting layer comprises: at least one phosphorescent material; and a host material represented by a formula (1) as follows,



where: Ar^1 , Ar^2 , Ra and Rb each represent a substituted or unsubstituted benzene ring or a substituted or unsubstituted condensed aromatic hydrocarbon group selected from a group consisting of a naphthalene ring, a chrysene ring, a fluoranthene ring, a triphenylene ring, a phenanthrene ring, a benzophenanthrene ring, a dibenzophenanthrene ring, a benzotriphenylene ring, a benzochrysene ring, a picene ring and a benzo[b]fluoranthene ring;

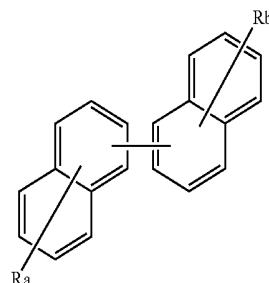
when Ar^1 represents a substituted or unsubstituted benzene ring, Ra and Ar^2 represent substituted or unsubstituted condensed aromatic hydrocarbon groups that are mutually different;

when Ar^2 represents a substituted or unsubstituted benzene ring, Rb and Ar^1 represent substituted or unsubstituted condensed aromatic hydrocarbon groups that are mutually different; and

substituents for Ra and Rb are not aryl groups.

2. The organic electroluminescence device according to claim 1, wherein, when Ra, Rb, Ar^1 or Ar^2 in the formula (1) has a single substituent or plural substituents, the single substituent or plural substituents is an alkyl group having 1 to 20 carbon atoms, a haloalkyl group having 1 to 20 carbon atoms, a cycloalkyl group having 5 to 18 carbon atoms, a silyl group having 3 to 20 carbon atoms, a cyano group or a halogen atom while a single substituent or plural substituents for Ar^1 or Ar^2 is further allowed to be an aryl group having 6 to 22 carbon atoms.

3. The organic electroluminescence device according to claim 1, wherein the host material represented by the formula (1) is represented by a formula (2) as follows.



(2)

4. The organic electroluminescence device according to claim 3, wherein, when Ra, Rb or naphthalene rings in the formula (2) has a single substituent or plural substituents, the single substituent or plural substituents is an alkyl group having 1 to 20 carbon atoms, a haloalkyl group having 1 to 20 carbon atoms, a cycloalkyl group having 5 to 18 carbon atoms, a silyl group having 3 to 20 carbon atoms, a cyano group or a halogen atom while a single substituent or plural substituents for the naphthalene rings other than Ra and Rb is further allowed to be an aryl group having 6 to 22 carbon atoms.

5. The organic electroluminescence device according to claim 1, wherein

Ra and Ar^1 in the formula (1) each represent a naphthalene ring, and

Rb represents a group selected from a group consisting of a phenanthrene ring, a triphenylene ring, a benzophenanthrene ring, a dibenzophenanthrene ring, a benzotriphenylene ring, a fluoranthene ring, a benzochrysene ring, a benzo[b]fluoranthene ring and a picene ring.

6. The organic electroluminescence device according to claim 3, wherein Ra and Rb in the formula (2) each represent a group selected from a group consisting of a phenanthrene ring, a triphenylene ring, a benzophenanthrene ring, a dibenzophenanthrene ring, a benzotriphenylene ring, a fluoranthene ring, a benzochrysene ring, a benzo[b]fluoranthene ring and a picene ring.

7. The organic electroluminescence device according to claim 1, wherein excited triplet energy of the host material is in a range of 2.0 eV to 2.8 eV.

8. The organic electroluminescence device according to claim 1, wherein

the phosphorescent material comprises a metal complex, and

the metal complex comprises: a metal atom selected from a group consisting of Ir, Pt, Os, Au, Cu, Re and Ru; and a ligand.

9. The organic electroluminescence device according to claim 8, wherein the ligand has an ortho-metal bond.

10. The organic electroluminescence device according to claim 1, wherein the at least one phosphorescent material contained in the emitting layer emits light with a maximum wavelength of 520 nm to 720 nm.

11. The organic electroluminescence device according to claim 1, wherein

the organic thin-film layer comprises an electron transporting layer or an electron injecting layer between the cathode and the emitting layer, and

the electron transporting layer or the electron injecting layer comprises an aromatic ring having a nitrogen-containing six-membered or five-membered ring skeleton, or a condensed aromatic cyclic compound having a nitrogen-containing six-membered or five-membered ring skeleton.

12. The organic electroluminescence device according to claim 1, wherein a reductive dopant is present at an interfacial region between the cathode and the organic thin-film layer.

13. A material for an organic electroluminescence device, comprising a host material represented by a formula (3) as follows,



where: Ra and Ar¹ each represent a substituted or unsubstituted naphthalene ring;

Rb represents a substituted or unsubstituted condensed aromatic hydrocarbon group selected from a group consisting of a phenanthrene ring, a triphenylene ring, a benzophenanthrene ring, a dibenzophenanthrene ring, a benzotriphenylene ring, a fluoranthene ring, a benzochrysene ring, a benzo[b]fluoranthene ring and a picene ring;

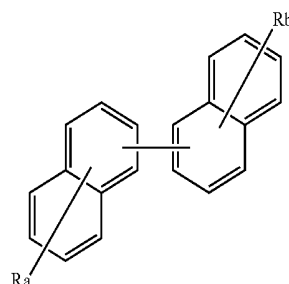
Ar² represents a substituted or unsubstituted condensed aromatic hydrocarbon group selected from a group consisting of a benzene ring, a naphthalene ring, a chrysene ring, a fluoranthene ring, a triphenylene ring, a benzophenanthrene ring, a dibenzophenanthrene ring, a benzotriphenylene ring, a benzochrysene ring, a benzo[b]fluoranthene ring and a picene ring; and

substituents for Ra and Rb are not aryl groups, while substituents for Ar¹ and Ar² are not aryl groups when Ar¹ or Ar² represents a naphthalene ring.

14. The material for an organic electroluminescence device according to claim 13, wherein, when Ra, Rb, Ar¹ or Ar² in the formula (3) has a single substituent or plural substituents, the single substituent or plural substituents is an alkyl group having 1 to 20 carbon atoms, a haloalkyl group having 1 to 20 carbon atoms, a cycloalkyl group having 5 to 18 carbon atoms, a silyl group having 3 to 20 carbon atoms, a cyano group or a halogen atom while a single substituent or plural

substituents for Ar¹ or Ar² is further allowed to be an aryl group having 6 to 22 carbon atoms.

15. A material for an organic electroluminescence device, comprising a host material represented by a formula (4) as follows,



(4)

where: Ra and Rb each represent a substituted or unsubstituted condensed aromatic hydrocarbon group selected from a group consisting of a phenanthrene ring, a triphenylene ring, a benzophenanthrene ring, a dibenzophenanthrene ring, a benzotriphenylene ring, a fluoranthene ring, a benzochrysene ring, a benzo[b]fluoranthene ring and a picene ring; and substituents for Ra, Rb, Ar¹ and Ar² are not aryl groups.

16. The material for an organic electroluminescence device according to claim 15, wherein, when Ra, Rb or naphthalene rings in the formula (4) has a single substituent or plural substituents, the single substituent or plural substituents is an alkyl group having 1 to 20 carbon atoms, a haloalkyl group having 1 to 20 carbon atoms, a cycloalkyl group having 5 to 18 carbon atoms, a silyl group having 3 to 20 carbon atoms, a cyano group or a halogen atom.

17. The material for an organic electroluminescence device according to claim 13, wherein excited triplet energy of the host material is in a range of 2.0 eV to 2.8 eV.

18. The material for an organic electroluminescence device according to claim 15, wherein excited triplet energy of the host material is in a range of 2.0 eV to 2.8 eV.

* * * * *

专利名称(译)	有机电致发光器件和用于有机电致发光器件的材料		
公开(公告)号	US20090009067A1	公开(公告)日	2009-01-08
申请号	US12/122316	申请日	2008-05-16
申请(专利权)人(译)	出光兴产股份有限公司.		
当前申请(专利权)人(译)	出光兴产股份有限公司.		
[标]发明人	NISHIMURA KAZUKI IWAKUMA TOSHIHIRO FUKUOKA KENICHI HOSOKAWA CHISHIO KAWAMURA MASAHIRO ITO MITSUNORI TAKASHIMA YORIYUKI OGIWARA TOSHINARI		
发明人	NISHIMURA, KAZUKI IWAKUMA, TOSHIHIRO FUKUOKA, KENICHI HOSOKAWA, CHISHIO KAWAMURA, MASAHIRO ITO, MITSUNORI TAKASHIMA, YORIYUKI OGIWARA, TOSHINARI		
IPC分类号	H01L51/52 C09K11/06		
CPC分类号	C09K2211/1007 C09K2211/1011 H01L51/0052 H01L51/0058 H01L51/0059 H01L51/0071 Y10S428/917 H01L51/0085 H01L51/5016 H01L51/5048 H01L51/5092 H01L2251/308 H05B33/20 H01L51/0072		
优先权	2007179121 2007-07-07 JP 2007179120 2007-07-07 JP 2007179109 2007-07-07 JP		
其他公开文献	US8154195		
外部链接	Espacenet USPTO		

摘要(译)

一种有机电致发光器件，包括：阴极;阳极;在阴极和阳极之间提供单层或多层有机薄膜层。在有机电致发光器件中，有机薄膜层包括至少一个发光层，并且所述至少一个发光层包含：至少一种磷光材料;和由下式(1)表示的主体材料。Ra-Ar1-Ar2-Rb(1)式中，Ar1，Ar2，Ra和Rb各自表示取代或未取代的苯环或选自萘环，ch环，荧蒹环，三亚苯环的取代或未取代的稠合芳烃基，菲环，苯并菲蒹环，二苯并菲环，苯并三亚苯基环，苯并噻吩环，庚烯环和苯并[b]荧蒹环。

